



Kwiksol Direct

Solar thermal water heating


Add warmth to life.

Solar thermal water heating

Kwiksol Direct 100L

Frost and frost free locations

SOL-100-EF



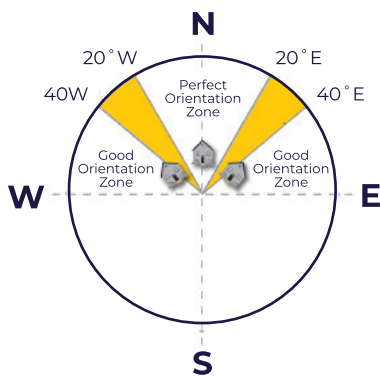
Optional flat roof frame



Copper tube with thermal pipe lagging and silicone



Water heater feet can be moved up to 30° angle



Features

- IPX4 rated
- Frost resistant silicone inserts
- Complies with SANS 1307
- 400kPa Approved
- Electrical backup
- B-rated energy efficient
- Complete solar system

Direct solar benefits

- This particular direct system is for all climate conditions.
- Major saving on water heating costs.
- Natural solar energy from the sun.
- Environmentally friendly.

Installation data

To be installed in compliance with SANS 10106. When installed inside the roof, in compliance with SANS 10106 and SANS 10254.

Anode servicing

Total Dissolved Solids	Recommended Anode Replacement
(Parts Per Million)	
100 - 600	3 Years
601 - 1000	2 Years
Over 1000	1 Year

Roof location and pitch

- Solar tubes to face north and not to deviate more than 45 degrees.
- The location should not be subject to excessive shading.
- Roof pitch to be between 8 degrees and 30 degrees.
- Careful inspection must be carried out to ensure that the roof can support the weight of the entire solar installation system.

Product specifications

	Kwiksol Complete Solar System SOL-100-EF	Kwiksol Complete Solar System SOL-150-EF	Kwiksol Complete Solar System SOL-200-EF	Kwiksol Complete Solar System SOL-300-EF
Direct Water Heater	SOL-100-DIR-B	SOL-150-DIR-B	SOL-200-DIR-B	SOL-300-DIR-B
Capacity	100L	150L	200L	300L
Element Rating	2kW	3kW	4kW	3kW
Operating Pressure	400kPa	400kPa	400kPa	400kPa
Mass Empty	27kg	37kg	45kg	64kg
Water Connections (BSP Male)	3/4	3/4	3/4	3/4
Water Connections (BSP Female)	3/4	3/4	3/4	3/4
Dimension (L x H)	932 x 543	1320 x 543	1346 x 596	1940 x 630
Vacuum Tubes	2 x SOL-VT-6	1 x SOL-VT-6 + 1 X SOL-VT-10	2 x SOL-VT-10	2 x SOL-VT-10 + 2 X SOL-VT-6
Number of Vacuum Tubes	12	16	20	32
Tube Dimensions (L x H)	1800 x 58	1800 x 58	1800 x 58	1800 x 58
Area required for Manifold	1200 x 2000	1600 x 2000	2000 x 2000	3200 x 2000
Mass Full	41	49	64	98
Manifold Frame	SOL-VTMF-12	SOL-VTMF-16	SOL-VTMF-20	2 x SOL-VTMF-16
S Brackets (2/box)	SOL-BRACKET	SOL-BRACKET	SOL-BRACKET	2 X SOL-BRACKET
Frost R. Pipe Sets. Evt to Water Heater	SOL-100-PS-B	SOL-150-PS-B	SOL-200-PS-B	(N/A) SOL-SI-500 X 2 REQUIRED TO PROTECT THE MANIFOLD
Bracket	SOL-BRCT-UN	SOL-BRCT-UN	SOL-BRCT-UN	SOL-BRCT-300
22mm Vacuum Breakers	2 x KHN4-200CX	2 x KHN4-200CX	2 x KHN4-200CX	2 x KHN4-200CX
400kPa PCV Multi-Valve	KHN3-214	KHN3-214	KHN3-214	KHN3-214
Thermostatic PCV Multi-Valve	KH6-320	KH6-320	KH6-320	KH6-320
7 Day Digital Water Heater Timer 20A	SOL-TIMER-1	SOL-TIMER-1	SOL-TIMER-1	SOL-TIMER-1

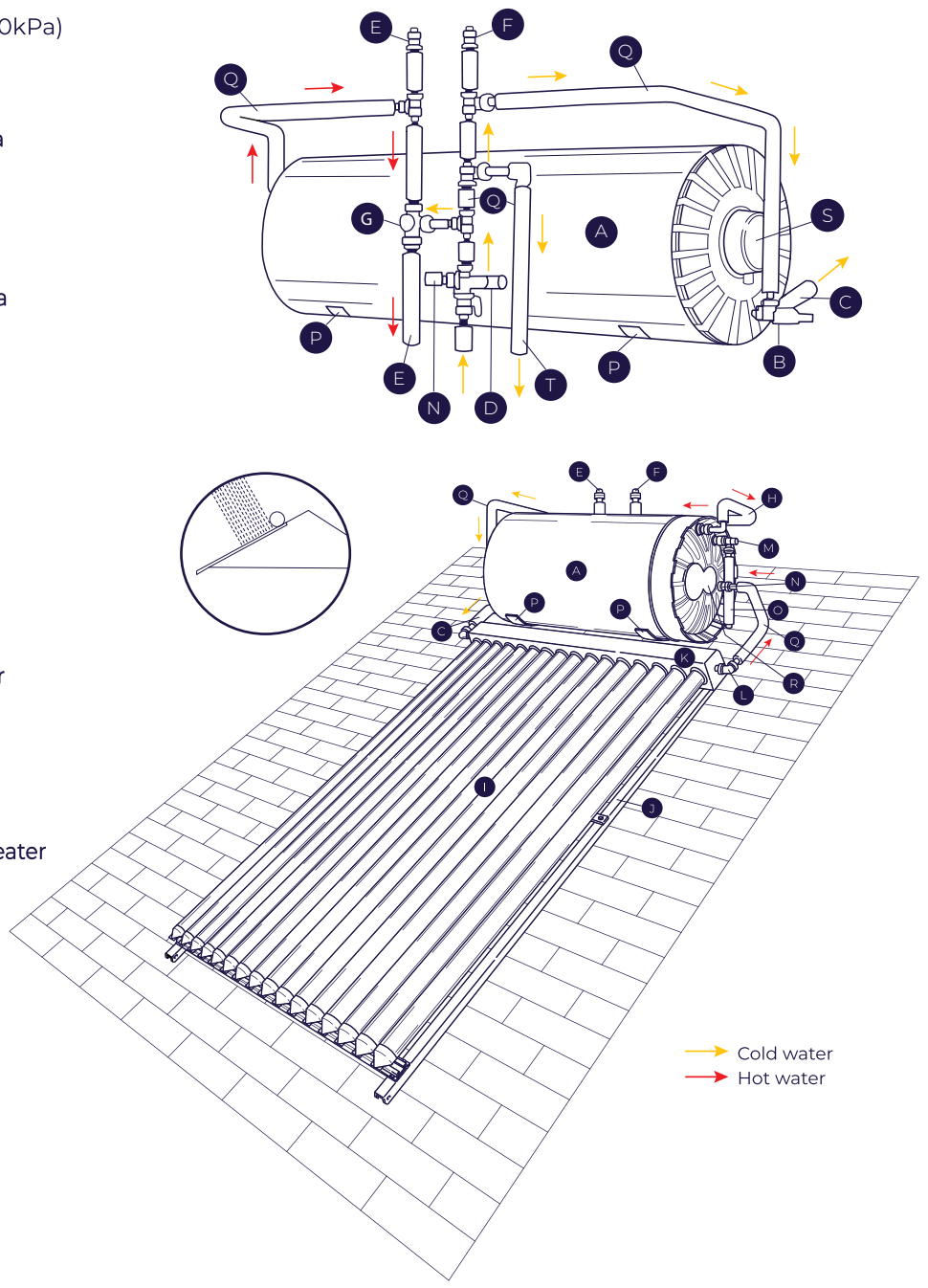
Product warranty

- The period of warranty is from the date of installation providing that documented proof of installation is furnished, or alternatively from date of manufacture as determined from the serial plate code on the solar water heater.
- One year on heating element and thermostat.
- One year on the thermostatic mixing valve
- Two years on the safety valve and drain cock.
- Five years on the inner cylinder, flange assembly plate and gasket, subject to water conditions equivalent to main metropolitan supply authorities
- Five years on solar vacuum tubes including the frame and manifold.
- The warranty only applies to defects which have arisen solely due to faulty materials and workmanship during the manufacturing process.
- The warranty on the installation is the responsibility of the installer.

Installation diagram - Direct close coupled thermosyphon method

Kwiksol Direct Solar Water Heater (400kPa)
SANS 1307 installation compliant

- A Kwiksol direct water heater, 400kPa
- B Drain cock
- C Cold water feed to vacuum tube manifold
- D Multi pressure control valve, 400kPa
- E Vacuum breaker hot side
- F Vacuum breaker cold side
- G Thermostatic mixing valve
- H Hot water feed to taps (balanced pressure)
- I Solar vacuum tubes
- J Solar vacuum tube frame
- K Solar vacuum tube manifold
- L Hot water feed to solar water heater
- M Safety valve, 400kPa
- N Renewable connection
- O T&P discharge pipe
- P Pitch roof support for solar water heater
- Q Thermal pipe lagging (R1 rating)
- R Service access to the 2nd anode
- S Electrical cover plate
- T Cold water feed to taps (balanced pressure)



www.kwikot.com

Gauteng
3 Aberdeen Road,
Industrial Sites, Benoni
(011) 897 4600

Western Cape
15 Purdey Road,
Sheffield Business Park,
Phillippi, Cape Town
(021) 690 2700

Eastern Cape
39-41 Leadwood Crescent,
Fairview,
Port Elizabeth
(041) 399 4000

KwaZulu-Natal
814 Peter Close, Springfield Park,
Durban
(031) 574 8700