



OFFICE FURNITURE CATALOGUE

THE HIGHLY PRODUCTIVE office



Use natural light from the warm African sun to bring the outdoors in, add ergonomic furniture, healthy snacks, good sound control, well thought out spaces, stimulating décor and a touch of home living and you have a recipe for a well functioning office, with teams of highly efficient, productive and harmonious employees. Here are some tips on how to create a workplace where people want to be:

SMART spaces

Underutilised meeting rooms can be transformed into break out areas, communal domains, and quiet rooms, making more productive use of space and visual communication, promoting interaction. Well thought out, task-specific workstations keep the office moving, busy and productive.

INCORPORATING technology

Furnishing spaces with comfortable seating and highly accessible technology ports (no more climbing under desks), can make your workspace more efficient and comfortable for the end-user, giving rise to creativity that can happen at any time.

ERGONOMIC considerations

Employee productivity can only go so far as their physical body can carry them. By investing a little time and money into making sure that your furniture and layout is ergonomic, you minimise fatigue while boosting productivity. Have some workstations set up to be worked at while standing, just to give yourself or employees the option to switch it up.

SPONTANEOUS collaborations

Changing the layout or design of an office isn't just about improving productivity; it's also about making the work space an inviting and enjoyable place for everyone. Improve innovation and creativity by mixing in a few stand-up meeting tables or booths for spontaneous collaborations.

OUTDOORS in

Bringing the outdoors inside coincides with productive well-being. Nature is now being brought into the environment; plants aid concentration, increase well-being, and remove contaminants. Living walls and fountains as well as comfy sofas and relaxed seating are fast gaining popularity.

HOME AWAY from home

Sure, those starkly designed minimalist rooms look cool, but they also look lonely, which won't do for a generation used to a constant stream of input and stimuli. Modern office designs are created to engage employees by appealing to their senses.

WELLNESS in the workplace

The pursuit of health and well-being has huge ramifications when it comes to the workplace. Focus on promoting increased physical and mental health, for establishing greater engagement and improved efficiency. Work gyms and breakout spaces supplying complimentary refreshments and healthy goodies can do wonders for creativity within the workforce.

As new technology emerges, and a new generation of employees enter the workplace, their expectations are differing from their predecessors. So to maintain their loyalty and commitment, businesses need to find ways of ensuring that, from the moment they walk into their offices, their aspirations are, being met in the most efficient ways.



1: Introduction

| | |
|--------------------------|---|
| Introduction | 1 |
| Contents | 2 |
| Iconography | 4 |
| Ergonomic Solution | 5 |

2: Reception Workspace

Soft Seating

| | |
|---------------------|----|
| Elevate | 10 |
| Bonny II | 10 |
| Pluto | 10 |
| Avalon | 11 |
| Mocha | 11 |
| Cascade | 11 |
| Cosmo | 12 |
| Coffee Tables | 14 |

Reception Counters

| | |
|-------------------------|----|
| Infinity | 16 |
| Everest | 17 |
| Melamine Matrix | 17 |
| Melamine Cedar II | 17 |
| Melamine Vision | 17 |
| Veneer Vision | 17 |
| Melamine Lunar | 17 |



Contents

3: Seating

| | |
|----------------------------|----|
| Executive Chairs..... | 20 |
| Task Chairs | 30 |
| Industrial & Draughtsman.. | 33 |
| Multi-purpose Chairs..... | 35 |
| Public Seating | 38 |

5: Benching

| | |
|---------------------------|----|
| Multiply / Work Rite..... | 66 |
| 30 Eight | 68 |
| Evolution 1..... | 70 |
| Evolution 2..... | 72 |
| Flight Lite..... | 74 |

7: Optiplan - Filing

| | |
|------------------------------------|-----|
| Top Retrieval Cabinets..... | 98 |
| Mobile Units & Accessories | 100 |
| Optiplan Files & Accessories | 103 |

10: Welcome Home

| | |
|------------------------|-----|
| Euro Desk | 126 |
| Atlantic Desk..... | 126 |
| Nordic Desk..... | 127 |
| Chairs (Imported)..... | 127 |

4: Melamine Desking

| | |
|-------------------|----|
| Moyo | 42 |
| Storm | 44 |
| Montego..... | 46 |
| Lexus..... | 48 |
| Flight | 50 |
| Kent..... | 52 |
| Allegro II | 54 |
| Wedge | 56 |
| Express..... | 58 |
| Boardroom..... | 60 |
| Accessories | 62 |

6: Veneer Desking

| | |
|-------------------|----|
| Titan | 78 |
| Cologne | 80 |
| Eden..... | 82 |
| Classique..... | 84 |
| Concerto | 86 |
| Senator..... | 88 |
| Boardroom..... | 90 |
| Accessories | 94 |

8: Learn to Chill

| | |
|-----------------|-----|
| Canteen..... | 108 |
| Scholastic..... | 110 |
| Training | 112 |

9: Accessories

| | |
|--------------------------|-----|
| Steel | 116 |
| Office Accessories | 118 |
| Electrical & Cables..... | 120 |
| Screens..... | 122 |

| | |
|-------------------------|-----|
| Fabric Swatches | 128 |
| Melamine Swatches | 128 |
| Werzalit Swatches | 128 |
| Veneer Swatches..... | 128 |
| Other Swatches..... | 128 |

WALTONS

HELPING TO **get stuff done**

Our knowledge of growing business needs continues to make us the office furniture partner of choice. By offering expert design, handling, delivery and installation, we give you a productive office environment that leads to your continued success!



Whether your furniture is custom or standard design, our professional consultants are on hand to help with space planning and design-related issues wherever you are in South Africa. Excellence through our sales service is a guarantee.



We offer a five-year factory guarantee on faulty workmanship on all locally manufactured products. However, this doesn't cover normal wear and tear or product abuse. All chair mechanisms and fabrics carry a manufacturer's guarantee, while imported ranges carry a one-year guarantee.



The majority of our furniture is custom-made exclusively for Bidvest Waltons, and our national team of sales people are on hand to offer you expert advice and find the best solution for your unique office needs.



As a Level 2 B-BBEE contributor, Bidvest Waltons is dedicated to growing a loyal customer base by providing unmatched customer experiences and solutions.

Iconography



Ergonomic

Designed to create comfortable workspaces



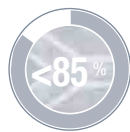
Recyclable

The percentage of the product that is recyclable



Imported

All contents are fully imported



Local Content

Percentage designed and manufactured in RSA



Weight

Maximum weight allowed for guarantee to apply



Usage

Recommended maximum number of hours of usage per day



Guarantee

Number of years guarantee on item

Ergonomic solution

Bidvest Waltons offers you all the design solutions that creates a more ergonomically efficient workspace. International award-winning designs that offer more comfort and a happier, more successful work environment. High-quality, high-performance pieces that you'd expect from Bidvest Waltons that are worth the investment.

Are you ready to take your workspace to the next level of success?



Ergonomic investment Business success



Humanscale is a world-leading office ergonomics company that was established in 1987. Their goal is to help businesses see ergonomic work tools as an investment rather than a cost. By reducing employee discomfort, employers can also help limit absenteeism while significantly boosting productivity in the workplace. The benefits will be long-lasting – employees will be happier, healthier and more comfortable, making your business more profitable.

For more information visit www.humanscale.com



Freedom Chair

544139

Freedom Task Chair with Headrest - Dynamic Headrest with standard height adjustable armrests with Duron covers. Solid dye-cast aluminium frame and base Cushions upholstered in Grade 1 fabric (Colour Black)

544140

Freedom Task Chair with Headrest - Dynamic Headrest with standard height adjustable armrests with Duron covers. Solid dye-cast aluminium frame and base Cushions upholstered in Grade 1 Bizon Leather (Colour Black)



Liberty Task Chair

544141

Liberty Task Chair - Standard height adjustable armrests with Duron arm covers - Solid dye-cast, powder-coated aluminium frame - Black polypropylene shell and base - Tripanel mesh (M11 carbon) - Grade 1 textile seat (Black)

545014

Liberty Conference Chair - Standard fixed armrests with Duron arm covers - Solid dye-cast aluminium frame - Black polypropylene shell and base - Tripanel back mesh (M11 carbon) - Grade 1 textile seat (Black)



Diffrient World Chair

544142

Diffrient World Task Chair - Height-adjustable arms with Duron armpads - White injection-moulded polypropylene structural frame and 5-star base - Tripanel back mesh (N01 Pinstripe White) - Grade 1 textile seat (Grey)

544143

Diffrient World Task Chair - Height-adjustable arms with Duron armpads - Black injection-moulded polypropylene structural frame and 5-star base - Tripanel back mesh (M11Carbon) - Grade 1 textile seat (Black)

546019

Diffrient World Task Chair - Height-adjustable arms with Duron armpads - White injection-moulded polypropylene structural frame and 5-star base - Tripanel back mesh (N01 Pinstripe White) - Grade 1 textile seat (Green Lotus)



544150

M2 Monitor Arm - Angled static and dynamic links from solid dye-cast polished aluminium - Supported by bolt-through OR clamp desk mount with White plastic accents (supports SINGLE screen up to 9kgs)



544151

M8 Dynamic Monitor Arm - With Crossbar angled static and dynamic links (gas based) from solid dye-cast polished aluminium - Support by bolt-through OR clamp desk mount with White plastic accents (Supports DOUBLE screens up to 20kg total weight)



544153

Notebook Holder - Extruded aluminium profile with depth extension - Connects to M2 and M8 links to bring open laptop to the correct and flexible ergonomic eye-level

01 02



546147

Quick Stand Eco Laptop Platform - A free-standing height adjustable (470mm range) counterbalance sit/stand platform with integrated cable management for laptops use only - Available in White or Black


01 02



546148

Quick Stand Eco - Single Mount and platform - A free-standing height adjustable (470mm range) counterbalance sit/stand platform with integrated cable management designed to support a SINGLE monitor up to 15.9kg - Available in White or Black

01 02



546149

Quick Stand Eco - Dual Crossbar mount and Platform - A free-standing height adjustable (470mm range) counterbalance sit/stand platform with integrated cable management designed to support dual monitors up to 15.9kg - Available in White or Black



546032

Horizon LED Task light with dimmer control - ZA plug (3 prong) - Utilises THIN WAVE TECHNOLOGY desk-based - Available in 8 colours-finish with aluminium accents



546020

Ballo Chair - Multi-purpose stool constructed from air-filled Top - Bottom domes from non-slip thermoplastic (TPV) and polypropylene spool column - Dome Colours available in (Black - Red - Gray - Sky Blue - Yellow & Blue)



545006

Float Table - Constant Force mechanism in White with mounted counterbalance adjuster with 1500mm-1800mm White top with matching edge all round (Top size: 1800mm)

01 02 04 07 09 P2 SD SS

02 04 05 06 08 13 K4

“ **IN DOING SOMETHING**, do it
with **LOVE OR NEVER**
DO IT AT ALL ”

Mahatma Gandhi





Reception WORKSPACE

RECEPTION: Soft Seating

63

WE WANT YOU TO BE HAPPY
Please ask your consultant to bring
you a colour swatch of the fabric
before making your final colour
selection on all soft seating.



546145
Elevate Reception Bench with 2 Fitted Cushions - Light Grey Steel Frame - White Magazine Rack - 1200Wx450Dx420H (Fabric: Retro Silver Fox)

CK



546270
Bonny II Single Seater Couch - Silver Epoxy Feet - 770Wx740Dx700H (Fabric: Contract Black)

CK




546271
Bonny II Double Seater Couch - Silver Epoxy Feet - 1320Wx740Dx700H (Fabric: Contract Black)

16 17 25 28



546082
Pluto Single Seater - 860Wx910Dx790H (Fabric: Aalto)

16 17 25 28



546083
Pluto Double Seater - 1520Wx910Dx790H (Fabric: Aalto)

57 58



546087
Avalon Ottoman - 520Wx720Dx450H (Fabric: REM)

57 58



546086
Avalon Armchair with Mahogany Wooden Arms - 750Wx720Dx870H (Fabric: REM)

16 17 25 28



546080
Mocha Single Seater - Oak Legs - 750Wx780Dx790H (Fabric: Aalto)

16 17 25 28



546081
Mocha Double Seater - Oak Legs - 1400Wx780Dx790H (Fabric: Aalto)

33 35 45 54 55 56



546084
Cascade Single Seater - Silver Powder Coated Legs - 1130Wx800Dx790H (Fabric: Omnia)

33 35 45 54 55 56



546085
Cascade 2.5 Seater - Silver Powder Coated Legs - 1860Wx800Dx790H (Fabric: Omnia)

RECEPTION: Cosmo



C5

C6

C7



546253

Cosmo Ottoman - Silver Epoxy Frame
- 810Wx810Dx450H (Fabric: Float)




546250

Cosmo Single Seater - Silver Epoxy Frame - 810Wx810Dx665H (Fabric: Float)



546254


Cosmo Single Booth Seater - Silver Epoxy Frame - 810Wx810Dx1430H (Fabric: Float)



AY

546257

Cosmo White Melamine Ottoman Table - Silver Epoxy Frame - 810Wx810Dx210H



AY

546259

Cosmo White Melamine Low Table - Silver Epoxy Frame - 810Wx400Dx210H



546252
Cosmo Slipper Chair - Silver Epoxy Frame
- 590Wx810Dx665H (Fabric: Float)



546251
Cosmo Half Chair - LHS - Silver Epoxy Frame
- 700Wx810Dx665H (Fabric: Float)




546233
Cosmo Half Chair - RHS - Silver Epoxy Frame
- 700Wx810Dx665H (Fabric: Float)



546255
Cosmo Double Booth Seater - Silver Epoxy Frame - 1400Wx810Dx1430H (Fabric: Float)



546569
Cosmo Pod - Including 2 x Double Booth Seaters and Centre Panel - Silver Epoxy Frame
- Total Dimension 2610Wx1410Dx1430H (Fabric: Float)



AY

546258
Cosmo White Melamine High Table - Silver Epoxy Frame - 810Wx400Dx675H



GL

546256
Cosmo Glass Coffee Table - Silver Epoxy Frame - 1300Wx750Dx360H

RECEPTION: Coffee Tables



GL

546144

Round Glass Coffee Table - Height Adjustable - 510 Diameter
- Lowest Height 540H - Maximum Height 840H - Stainless Steel Frame



GL

546143

Square Glass Coffee Table - Stainless Steel Frame - 600Wx600Dx490H



GL

546142

Square Glass Coffee Table - Chrome Frame - 600Wx600Dx490H



GL

546289

Rectangular Glass Coffee Table - Chrome Frame - 1200Wx600Dx490H



AY

546532

Salon Melamine Coffee Table - Light Grey Steel Frame
- 300Wx450Dx722H



AY

546533

Salon Melamine Coffee Table - Light Grey Steel Frame
- 450Wx450Dx400H



AY

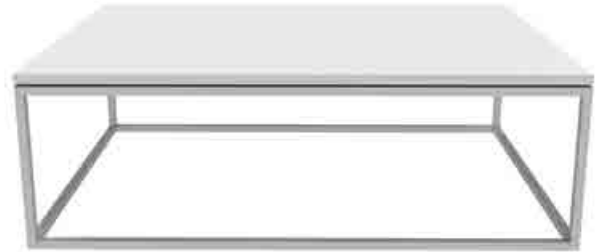


546534

Salon Melamine Coffee Table - Light Grey Steel Frame
- 710Wx710Dx400H



AY



546535

Salon Melamine Coffee Table - Light Grey Steel Frame
- 800Wx1200Dx400H



GL



546273

Doodle Round Glass Coffee Table - 700 Diameter - 460H
- Black Epoxy Frame - (Colour Frames available on request)



Glass

01

02

04

06

08

09



546539 Zinnia Round Glass Coffee Table - 450 Diameter - 600H

546540 Zinnia Round Glass Coffee Table - 450 Diameter - 400H



CI CM HM MO MY OS PM WP WQ WT



546610 Angelo Coffee Table - 600Wx600Dx450H

546611 Angelo Coffee Table - 1200Wx600Dx450H



Melamine

CI CM HM MO MY OS PM WP WQ WT



546612 Clio Coffee Table - Glass Insert - 600Wx600Dx450H

546613 Clio Coffee Table - Glass Insert - 1200Wx600Dx450H



RECEPTION: Workspace

WE WANT YOU TO BE HAPPY

To ensure that your reception unit fits perfectly into the space you have available, request an Auto-cad drawing from one of our specialist consultants showing the correct dimensions.



| Melamine Infinity | | |
|-------------------|-------------------------------------|--------|
| A | Straight Counter Unit | |
| | 900x800 | 542773 |
| | 1200x800 | 542774 |
| | 1500x800 | 542775 |
| | 1800x800 | 542776 |
| | 2400x800 | 542777 |
| B | Straight Unit - Without Counter Top | |
| | 900x800 | 544413 |
| | 1200x800 | 544414 |
| | 1500x800 | 544415 |

| | | |
|---|---|--------|
| | 1800x800 | 544416 |
| | 2400x800 | 544417 |
| C | Unit 1/4 800x800 | 542778 |
| D | Curved Unit 1/6 1800 | 542779 |
| * | Curved Unit 1/4 2550 Closed Front | 542780 |
| * | Curved Unit 1/4 2550 Open Front | 544418 |
| * | Central Locking Mobile Pedestal - Pen and Pencil Drawer - 1 Standard Drawer - 1 Deep Filer | 542781 |
| * | Central Locking Mobile Pedestal - Pen and Pencil Drawer - 3 Standard Drawers | 542782 |

All sizes are shown in millimeters
* Images not shown



WH WO YO YQ YU

Melamine Everest

546386 Retrofit Floor-standing Counter Unit - 1570Wx300Dx1100H (Fits 1500 Desk)

546387 Retrofit Floor-standing Counter Unit - 1420Wx300Dx1100H (Fits 1350 Desk)

Excludes desk - can be used in conjunction with 30 Eight on page 68 or made to fit your existing desk.



WH WO YL YN YO YU

Melamine Matrix

544612 Reception Unit 1100Hx1800Wx700D



CI CM HM MO MY PM WM

Melamine Cedar II

546650 Reception Unit 1050Hx2000Wx700D - 3 Standard Drawers on LHS - 1 Door Pedestal on RHS (Fitted with White Melamine Feature Panel)



CI CM HM MO MY PM WM

Melamine Lunar

542822 Reception Unit 1800x750

542821 Central Locking Mobile Pedestal - Pen and Pencil Drawer - 1 Standard Drawer - 1 Deep Filer Drawer

542820 Central Locking 4 Drawer Desk Height Pedestal - Including Extension Top 1000

CI CM HM MO MY PM WM

Melamine Vision

542073 Reception Unit 1100Hx2100Wx800D

542074 Pedenza 1200x600 LHS - Including Shelf

542075 Pedenza 1200x600 RHS - Including Shelf

542076 Central Locking Mobile Pedestal - Pen and Pencil Drawer - 1 Standard Drawer - 1 Deep Filer Drawer

VC VO VY

Veneer Vision

540317VC **541948VO** **542026VY** Reception Unit 1100Hx2100Wx800D

540318VC **541949VO** **542027VY** Pedenza 1200x600 LHS - Including Shelf

542024VC **542022VO** **542028VY** Pedenza 1200x600 RHS - Including Shelf

542025VC **542023VO** **542029VY** Central Locking Mobile Pedestal - Pen and Pencil Drawer - 1 Standard Drawer - 1 Deep Filer Drawer



“LAUGH A LOT
Respect one another
USE KIND WORDS”



3

seating CHAIRS



SEATING: Executive Chairs



LK

546220
Connect Operators Chair with Headrest - Black Netted Back - Roma Mechanism - Nylon Base - 1D Height Adjustable Arms (Fabric: Bonded Leather)



LK

546219
Connect Operators Chair - Black Netted Back - Roma Mechanism - Nylon Base - 1D Height Adjustable Arms (Fabric: Bonded Leather)



Z0 ZP ZQ ZS

546221
Connect Operators Chair - Black Netted Back - Roma Mechanism - Nylon Base - 1D Height Adjustable Arms (Fabric: Infinity)



LK

546125
Big and Tall Highback Chair - Heavy Duty swivel and Tilt Mechanism - Chrome Base - Chrome Arms with Padding (Fabric: Bonded Leather)



LK RY

546200
Pinnacle Highback Chair - Forward Kneetilt Mechanism - Nylon Base - Nylon Arms with Padding (Fabric: Bonded Leather)

544244
Pinnacle Highback Chair - Forward Kneetilt Mechanism - Nylon Base - Nylon Arms with Padding (Fabric: Pletta)



LK

546201
Pinnacle Visitors Armchair - Matt Black Epoxy Sleigh Frame - Nylon Arms with Padding (Fabric: Bonded Leather)



2H



546224

Cruise Highback Chair - Forward Kneetilt Mechanism
- Chrome Gaslift - Chrome Base - Chrome Arms
(Fabric: Bonded Leather)



2H



546225

Cruise Midback Chair - Forward Kneetilt Mechanism
- Chrome Gaslift - Chrome Base - Chrome Arms
(Fabric: Bonded Leather)



2H



546226

Cruise Visitor Arm Chair - Chrome Frame - 4 Legged
(Fabric: Bonded Leather)



LK



540263

7600 Highback Chair - Forward Kneetilt Mechanism
- Nylon Base - Flexi Arms (Fabric: Bonded Leather)



LK



542295

7600 Highback Chair - Swivel and Tilt Mechanism
- Nylon Base - Flexi Arms (Fabric: Bonded Leather)



LK



542294

7600 Visitors Armchair - Matt Black Epoxy Integral
Frame (Fabric: Bonded Leather)



SEATING: Executive Chairs



LK

546217
Bello Highback Chair - Roma Mechanism - Nylon Base - Flexi Arms (Fabric: Bonded Leather)



LK

546218
Bello Visitors Armchair - Matt Black Epoxy Integral Frame (Fabric: Bonded Leather)



DIY HINTS AND TIPS
Use only a dry foam for any cleaning purposes on fabric. Never use any harsh chemicals on any type of fabric.

DIY HINTS AND TIPS
Develop a culture of physical activity. At desks or in meetings, ensure that people get up and stretch in the middle of a long meeting. Go for a quick walk during lunch hour; breathe fresh air and invigorate stiff muscles.



LK

542104
Zelda Highback Chair - Full Synchron Mechanism - Nylon Base - Y600 Arms (Fabric: Bonded Leather)



LK

542109
Zelda Visitors Armchair - Black Epoxy Sleigh Frame (Fabric: Bonded Leather)





D2 LK

546215

Paso Highback Chair - Infinite Synchron Mechanism
- Nylon Base - Rewind Arms (Fabric: Bonded Leather)



D2 LK

546216

Paso Visitors Armchair - Matt Black Epoxy Integral
Frame (Fabric: Bonded Leather)



DIY HINTS AND TIPS

*Features of a good chair:
Adjustable seat height and range –
it can be adjusted to the
recommended height for a tall or
short user.*

DIY HINTS AND TIPS

*The seat pan should be deep
enough to support most of your
upper leg, but not so deep that it
contacts the back of your knees
when you sit back in your chair.*



C8 RY

546207

Cavalry Highback Chair - Swivel and Tilt Mechanism
- Nylon Base - Loop Arms (Fabric: Pletta)



C8 RY

546208

Cavalry Visitors Armchair - Matt Black Epoxy Sleigh
Frame (Fabric: Pletta)



SEATING: Executive Chairs



CB CK CU

546205
Arch Highback Chair - Swivel and Tilt Mechanism
- Nylon Base - Oak Laminated Arms (Fabric: Contract)



CB CK CU

546206
Arch Visitors Armchair - Oak Laminated - 4 Legged
(Fabric: Contract)



EXERCISE AT YOUR DESK

Stretching is fantastic, and it's definitely something you should be including in your office workout plan, but what if you're ready to take things to the next level?

Rubber Neck

Sit up tall and drop your right ear down towards your right shoulder (you don't have to touch it!) and hold for a few seconds and repeat for the left side.



A9 B4 C1

546202
Tuscany Edge Highback Chair - Swivel and Tilt Mechanism - Nylon Base - Matt Black Epoxy Arms
(Fabric: Shadow)



A9 B4 C1

546203
Tuscany Edge Visitors Armchair - Matt Black Epoxy Integral Frame (Fabric: Shadow)



A9 B4 C1

546204
Tuscany Edge Visitors Armchair - Matt Black Epoxy Frame - 4 Legged (Fabric: Shadow)



DIY HINTS AND TIPS

Use an office chair that inspires as diverse a range of movement as possible. Never tilt the backrest in a permanent position, but adjust the counter pressure so that the slightest of shifts in weight is sufficient to allow you to move and change posture.



CB CK CU

543916

Bodyline Highback Chair - Roma Mechanism - Nylon Base - Flexi Arms (Fabric: Contract)



CB CK CU

544135

Bodyline Visitors Armchair - Matt Black Epoxy Integral Frame (Fabric: Contract)



A9 B4 C1

546213

Bodyline Highback Chair - Roma Mechanism - Nylon Base - Flexi Arms (Fabric: Shadow)



A9 B4 C1

546214

Bodyline Visitors Armchair - Matt Black Epoxy Integral Frame (Fabric: Shadow)



DIY HINTS AND TIPS

It makes sense to try and find good quality office equipment and furniture from suppliers, so that you will not need to update or change your furniture as frequently, which can only be of benefit to the environment in general.

SEATING: Executive Chairs



LK

544195
Que Highback Chair with Headrest - Black Netted Back - Full Synchron Mechanism - Height Adjustable Backrest - Nylon Base - 3D Adjustable Arms (Fabric: Bonded Leather)



LK

544196
Que Mediumback Chair - Black Netted Back - Full Synchron Mechanism - Height Adjustable Backrest - Nylon Base - No Arms (Fabric: Bonded Leather)



CB CK CU

546232
Carbon Operators Chair with Headrest - Black Netted Back - Econo Synchron Mechanism - Nylon Base - 1D Height Adjustable Arms (Fabric: Contract)



05 CB CK

544199
Xenon Highback Chair with Headrest - Black Netted Back - Full Synchron Mechanism - Height Adjustable Backrest - Nylon Base - 2D Adjustable Arms (Fabric: Contract)



05 CB CK

544200
Xenon Mediumback Chair - Black Netted Back - Full Synchron Mechanism - Height Adjustable Backrest - Nylon Base - 2D Adjustable Arms (Fabric: Contract)



05 CB CK

544201
Xenon Visitors Side Chair - Black Netted Back - Height Adjustable Backrest - Black Epoxy Sleigh Frame (Fabric: Contract)



CB CK CU



546234

Carbon Operators Chair - Black Netted Back
- Econo Synchron Mechanism - Nylon Base - 1D
Height Adjustable Arms (Fabric: Contract)



A9 B4 C1



546209

Victor Highback Chair - Black Netted Back
- Swivel and Tilt Mechanism - Nylon Base - Flexi
Arms (Fabric: Shadow)



A9 B4 C1



546211

Victor Visitors Armchair - Black Netted Back - Matt
Black Epoxy Integral Frame (Fabric: Shadow)



CB CK CU



544111

Super Max Highback Chair - Donati Synchron
Mechanism with Side Tension Adjustment - Nylon
Base - Flexi Arms (Fabric: Contract)



CB CK CU



542110

4x4 Highback Chair - Top 200 Mechanism - Nylon
Base - Flexi Arms (Fabric: Contract)



EXERCISE AT YOUR DESK

*Reach for the Stars:
Interlace your fingers and reach
up towards the sky, as high as you
can ... keeping your palms facing
up towards the ceiling.*

SEATING: Executive Chairs



540242
Peza Highback Chair - Swivel and Tilt Mechanism
- Nylon Base - Black Epoxy Armrest (Fabric: Contract)



540243
Peza Mediumback Chair - Swivel and Tilt Mechanism
- Nylon Base - Black Epoxy Armrest (Fabric: Contract)



540244
Peza Visitors Armchair - Black Epoxy Sleigh Frame
(Fabric: Contract)



546572
Yaris Highback Chair -Black Netted Back - Swivel and
Tilt Mechanism - Nylon Base - Black Epoxy Armrest
(Fabric: Contract)



546573
Yaris Visitors Armchair - Black Netted Back - Black
Epoxy - 4 Legged (Fabric: Contract)



546574
Yaris Visitors Side Chair - Black Netted Back - Black
Epoxy - 4 Legged (Fabric: Contract)



CB CK CU



540245

Peza Visitors Sidechair - Black Epoxy Sleigh Frame
(Fabric: Contract)



CB CK CU



543299

Savvy 6000 Operator Chair - Highback - Synchron
Lock Mechanism - Nylon Base - Y50 Arm
(Fabric: Contract)



CB CK CU



543300

Savvy 5000 Operators Chair - Midback - Synchron
Lock Mechanism - Nylon Base - Y50 Arm
(Fabric: Contract)



CB CK CU



540239

Saver Highback Chair - Swivel and Tilt Mechanism
- Nylon Base - Black Epoxy Arms (Fabric: Contract)



CB CK CU



540240

Saver Visitors Armchair - Black Epoxy Frame
- 4 Legged (Fabric: Contract)



CB CK CU



540241

Saver Visitors Side Chair - Black Epoxy Frame
- 4 Legged (Fabric: Contract)



SEATING: Task Chairs



CB CK CU

546237

Chairman Highback Chair with Headrest - Black Netted Back - Synchron Mechanism - Height Adjustable Backrest - Nylon Base - Y75 Arms (Fabric: Contract)



CB CK CU

546212

Chairman Highback Chair - Black Netted Back - Synchron Mechanism - Height Adjustable Backrest - Nylon Base - No Arms (Fabric: Contract)



Z0 ZP ZQ ZS

546030

Next Operators Chair - Black Netted Back - Clutch Mechanism - Height Adjustable Backrest - Nylon Base - 1D Height Adjustable Arms (Fabric: Infinity)



D0 E0 F3

544230

Soviet Operators Chair - Black Netted Back - Swivel and Tilt Mechanism - Nylon Base - Soviet Arms (Fabric: Nimbus)



D0 E0 F3

544231

Soviet Visitors Armchair - Black Netted Back - Matt Black Epoxy Sleigh Frame (Fabric: Nimbus)



Z0 ZP ZQ ZS

546222

Core Operators Chair - Black Netted Back - Swivel and Tilt Mechanism - Nylon Base - 1D Height Adjustable Arms (Fabric: Infinity)



Z0 ZP ZQ ZS



546239

Aktiva Operator Chair - Swivel Mechanism - Nylon Base - Standard Arms (Upholstered Seat and Back) (Fabric: Infinity)



02



546526

Aktiva Armchair - Matt Black Epoxy Frame - 4 Legged (Black PU Seat and Back)



02



546236

Aktiva Side Chair - Matt Black Epoxy - 4 Legged Frame (Black PU Seat and Back)



Z0 ZP ZQ ZS



546223

Core Visitors Armchair - Black Netted Back - Matt Black Epoxy Integral Frame (Fabric: Infinity)



93 97 98 A8



546231

Touch Operator Chair - Coloured Netted Back - Swivel and Tilt Mechanism - Nylon Base - Trio Fixed Arms (Fabric: Atwork)



93 97 98 A8



546235

Touch Visitors Armchair - Coloured Netted Back - Matt Black Epoxy Sleigh Frame - Trio Fixed Arms (Fabric: Atwork)



SEATING: Task Chairs



CB CK CU

541909
Flamingo - Highback Operator Chair - Clutch Mechanism - Nylon Base - Flamingo Arms (Fabric: Contract)



CB CK CU

544229
Flamingo Midback Chair - Clutch Mechanism - Nylon Base - Flamingo Arms (Fabric: Contract)



CB CK CU

546228
Flamingo Midback Chair - Clutch Mechanism - Nylon Base - No Arms (Fabric: Contract)



CB CK CU

546227
Flamingo Visitors Side Chair - Matt Black Epoxy Sleigh Frame (Fabric: Contract)



05 CB CK

544134
Sit Rite Typist Chair - Swivel Mechanism - Nylon Base - No Arms (Fabric: Contract)



CK

546029
Avion Operators Chair - Typist Mechanism - Nylon Base - Height Adjustable Arms (Fabric: Contract)



SEATING: Industrial & Draughtsman



ZO ZP ZQ ZS

546240

Aktiva Draughtsman Chair - Swivel Mechanism
- Chrome Gaslift - Chrome Footring - Nylon Base
- Standard Arms (Upholstered Seat and Back)
(Fabric: Infinity)



CB CK CU

546229

Flamingo Midback Draughtsman Chair - Clutch Mechanism - Chrome Footring - Nylon Base
- Flamingo Arms (Fabric: Contract)



05 CB CK

546230

Sit Rite Typist Draughtsman Chair - Swivel Mechanism
- Chrome Gaslift - Chrome Footring - Nylon Base - No Arms (Fabric: Contract)



CB CK CU

540214

Econo Draughtsman Chair - Swivel Mechanism Only
- Black Footring - Nylon Base - No Arms
(Fabric: Contract)



CB CK CU

544204

Dental Draughtsman Stool with Back - Swivel Mechanism Only - Black Footring - Nylon Base
- No Arms (Fabric: Contract)



CB CK CU

543296

Dental Draughtsman Stool - Swivel Mechanism Only
- Black Footring - Nylon Base - No Arms
(Fabric: Contract)



SEATING: Industrial & Draughtsman

CB CK CU



544203
Dental Stool with Back - Gas Height Adjustment
- Nylon Base - No Arms (Fabric: Contract)



CB CK CU



543295
Dental Stool - Gas Height Adjustment - Nylon Base
(Fabric: Contract)



02



540217
Polyurethane Industrial Draughtsman Typist Chair
- Black Footring - Nylon Base - No Arms



02



540213
Polyurethane Industrial Typist Chair - 2 Lever
- Nylon Base - No Arms



02



540219
Polyurethane Industrial Saddle Draughtsman Stool
- Chrome Gaslift - Chrome Footring - Nylon Base



02



540218
Polyurethane Industrial Draughtsman Stool
- Gas only - Nylon Base - Glides



SEATING: Multi-purpose Chairs

CB CK CU



544255

Linya Conference Armchair - Oak Frame - 4 Legged
(Fabric: Contract)



CB CK CU



544256

Linya Conference Side Chair - Oak Frame
- 4 Legged (Fabric: Contract)



DIY HINTS AND TIPS

We adhere to the study of designing chairs to fit the human body - to optimise well-being and overall human system performance.

A number of our chairs have either been endorsed by the ergonomics standards authority or have been designed along these principles.

Z0 ZP ZQ ZS



546246

Upstage Armchair - Black Netted Back - Matt Black Epoxy Frame - 4 Legged - (Upholstered Seat)
(Fabric: Infinity)



PB



546247

Upstage Side Chair - Black Netted Back - Matt Black Sleigh Frame - (Black PU Seat)



DIY HINTS AND TIPS

A good guideline, while seated, is to have three- or four-fingers' width distance between the back of your knees and the front edge of the seat.

SEATING: Multi-purpose Chairs

PB



543235
Movie Armchair - Matt Black Epoxy Frame - 4 Legged - (Black PU Seat and Back)



PB



543237
Movie Side Chair - Matt Black Epoxy Frame - 4 Legged - (Black PU Seat and Back)



PB



541670
Iso Smart Side Chair - Matt Black Epoxy Frame - 4 Legged - (Black PU Seat and Back)



CB CK CU



546245
Isisulu Armchair with Writing Tablet - Matt Black Epoxy Frame - 4 Legged (Stackable 5 High) (Fabric: Contract)



CB CK CU



546243
Isisulu Armchair - Matt Black Epoxy Frame - 4 Legged (Stackable 5 High) (Fabric: Contract)



CB CK CU



546244
Isisulu Side Chair - Matt Black Epoxy Frame - 4 Legged (Stackable 5 High) (Fabric: Contract)



CK



546134

JOI Stacker - Black Epoxy Frame - 4 Legged
(Fabric: Contract)



CB CK CU



541999

Banquet Side Chair - Black Epoxy Frame - 4 Legged
(Fabric: Contract)



CB CK CU



540220

Rickstacker Side Chair - Black Epoxy Frame
- 4 Legged (Fabric: Contract)



EL F1 H1 RY



546136

Carrera Stacker - Chrome Sleigh Frame (Fabric: Pletta)



PB PH PU



543294

Stackable Plastic Chair - 4 Legged



CB CK CU



540224

Kneeling Chair (Fabric: Contract)



SEATING: Public Seating




543283

Silverline 5 Seater - Indoor Use Only - Not Suitable for use in High Traffic Areas



543282

Silverline 4 Seater - Indoor Use Only - Not Suitable for use in High Traffic Areas



543281

Silverline 3 Seater - Indoor Use Only - Not Suitable for use in High Traffic Areas



543279

Silverline 2 Seater - Indoor Use Only - Not Suitable for use in High Traffic Areas

SS

**546121**


Chrome De Luxe 5 Seater - Indoor Use Only - Not Suitable for use in High Traffic Areas

SS

**546120**

Chrome De Luxe 4 Seater - Indoor Use Only - Not Suitable for use in High Traffic Areas

SS

**546119**

Chrome De Luxe 3 Seater - Indoor Use Only - Not Suitable for use in High Traffic Areas

SS

**546118**

Chrome De Luxe 2 Seater - Indoor Use Only - Not Suitable for use in High Traffic Areas

“ We cannot
ACCOMPLISH all that
we need to do without
WORKING TOGETHER ”

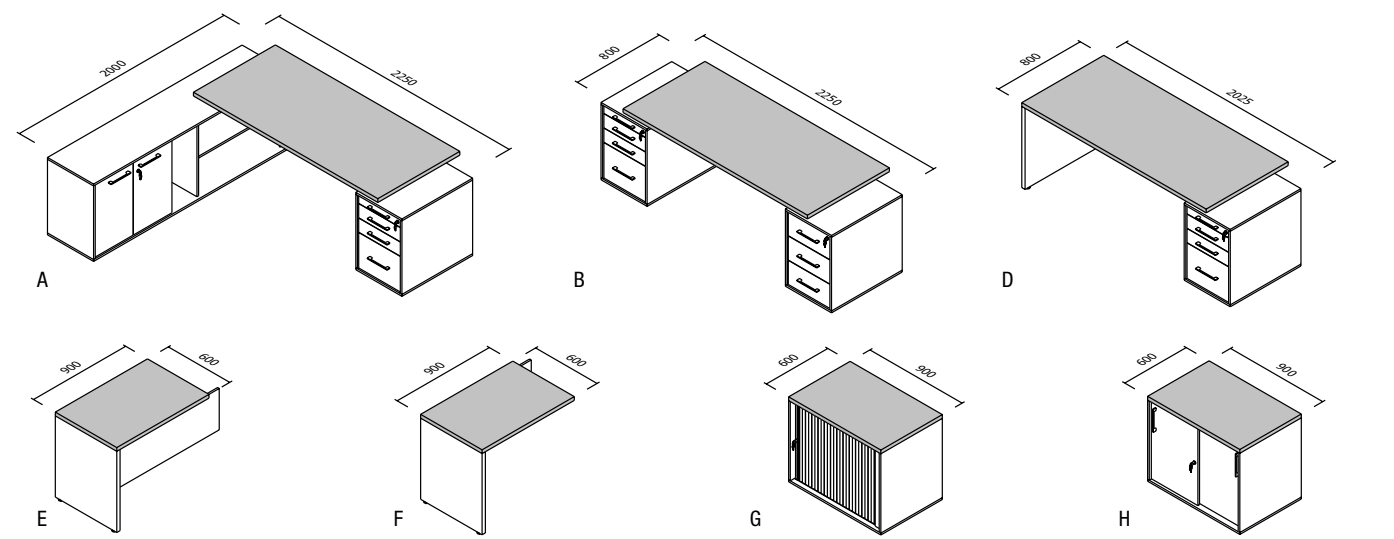


4

melamine DESKING



MELAMINE: Moyo



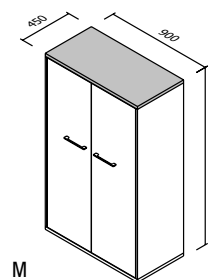
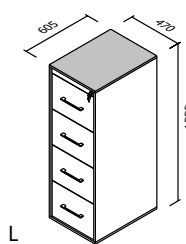
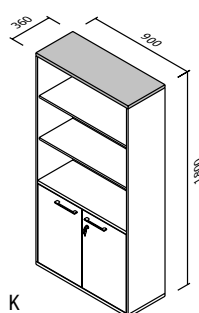
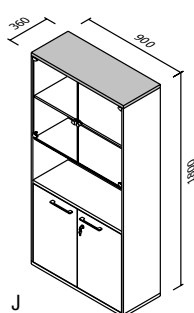
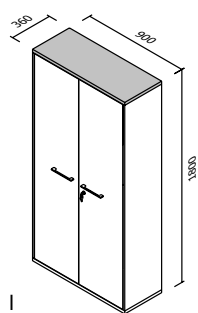
| MELAMINE: Moyo | | | | |
|----------------|---|--------|----|----|
| A | Executive L-Shaped Desk 2250x2000 - LHS | 544464 | WH | YL |
| * | Executive L-Shaped Desk 2250x2000 - RHS | 544465 | WH | YL |
| B | Executive Double Pedestal Desk 2250x800 | 544470 | WH | YL |

| | | | | |
|---|--|--------|----|----|
| C | Executive Single Pedestal Desk 2025x800 - with Central Locking Desk Height Pedestal - Pen and Pencil Drawer - 2 Standard Drawers - 1 Deep Filer - Panel Leg - Drawers on LHS | 544466 | WH | YL |
| D | Executive Single Pedestal Desk 2025x800 - with Central Locking Desk Height Pedestal - Pen and Pencil Drawer - 2 Standard Drawers - 1 Deep Filer - Panel Leg - Drawers on RHS | 544468 | WH | YL |
| E | Desk Extension 900x600 - RHS | 546524 | WH | YL |



Melamine


Coimbra /
White

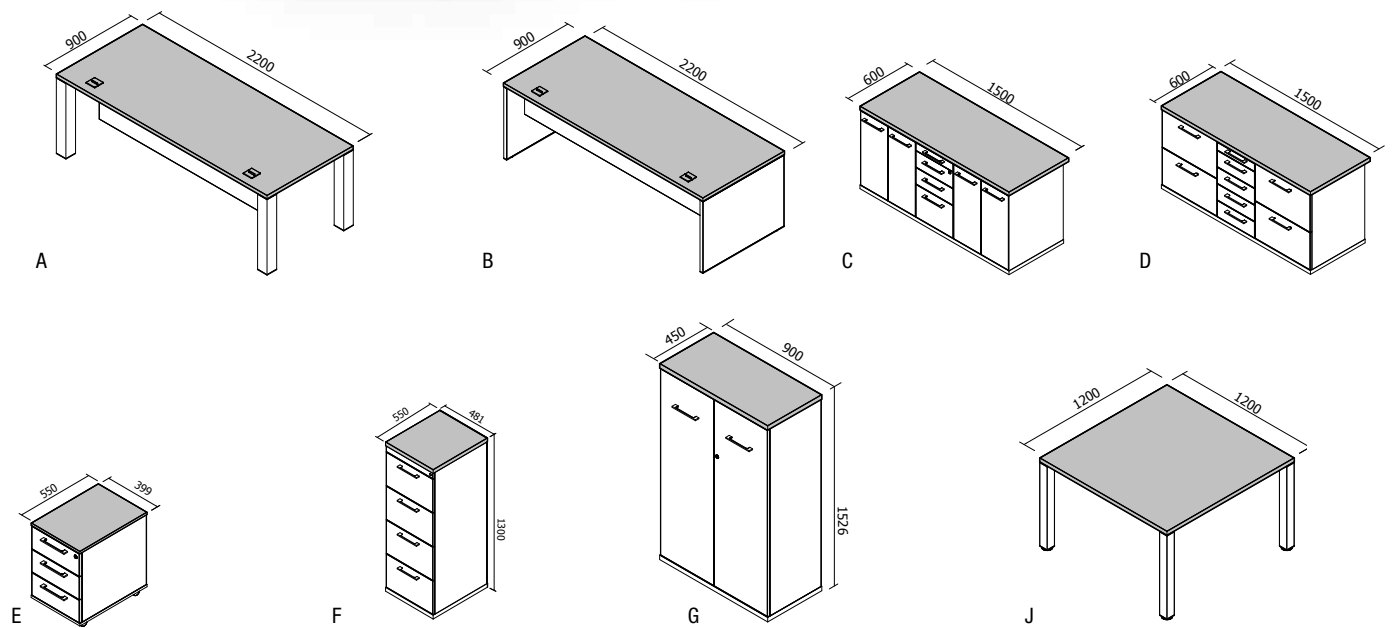
Walnut /
White


All sizes are shown in millimeters
* Images not shown

| | | | | |
|---|---|--------|----|----|
| F | Desk Extension 900x600 - LHS | 546525 | WH | YL |
| G | Roller Door Credenza 900x600 - Including Shelf | 544472 | WH | YL |
| H | Sliding Door Credenza 900x600 - Including Shelf | 544471 | WH | YL |
| I | Wall Unit 1800Hx900Wx360D - Solid Doors | 544475 | WH | YL |
| J | Wall Unit 1800Hx900Wx360D - Half Glass | 544474 | WH | YL |

| | | | | |
|---|--|--------|----|----|
| K | Wall Unit 1800Hx900Wx360D - Open Top | 544473 | WH | YL |
| L | 4 Drawer Filing Cabinet 1330Hx470Wx605D | 544476 | WH | YL |
| M | Hinged Door Cupboard 1500Hx900Wx450D - including 3 Shelves | 544478 | WH | YL |

MELAMINE: Storm

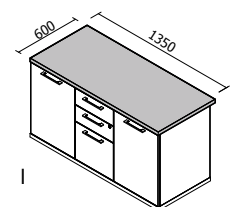
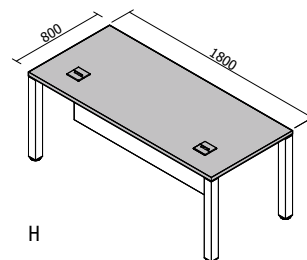


| MELAMINE: Storm | | | | | | |
|-----------------|---|--------|----|----|----|--|
| A | Desk 2200x900 - Black Melamine Modesty Panel - 4 Black Square Steel Legs - 100mm | 542930 | CI | KC | OS | |
| B | Desk 2200x900 - Black Melamine Modesty Panel - Panel Legs | 544745 | CI | KC | OS | |
| C | Desk Extension 1500Wx600D - Pen and Pencil Drawer - 2 Standard Drawers - 1 Deep Filer Pedestal - 4 Doors | 542931 | CI | KC | OS | |
| D | Desk Extension 1500Wx600D - Pen and Pencil Drawer - 4 Standard Drawers - 4 Deep Drawers | 542932 | CI | KC | OS | |
| E | Central Locking Mobile Pedestal - Floating Pen and Pencil Tray - 3 Standard Drawers | 546609 | CI | KC | OS | |



Melamine

| CI | KC | OS |
|---------|--------------|------------|
| Coimbra | Smoked Cedar | Summer Oak |

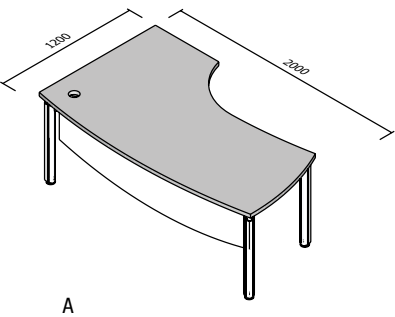


All sizes are shown in millimeters
* Images not shown

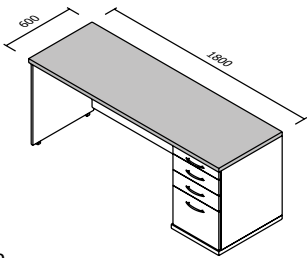
| | | | | | |
|-----------------------------|--|--------|----|----|----|
| F | 4 Drawer Filing Cabinet 1300Hx481Wx550D | 542936 | CI | KC | OS |
| G | Hinged Door Systems Cupboard 1526Hx900Wx450D - Including 3 Shelves | 542935 | CI | KC | OS |
| Melamine: Storm Lite | | | | | |
| H | Desk 1800x800 - Black Melamine Modesty Panel - 4 Black Square Steel Legs - 70mm | 546600 | CI | KC | OS |

| | | | | | |
|---|---|--------|----|----|----|
| I | Desk Extension 1350Wx600D - Floating Pen and Pencil Tray - 2 Standard Drawers - 1 Deep Filer Pedestal - 2 Doors | 546602 | CI | KC | OS |
| J | Square Meeting Table - 1200x1200 - 4 Black Square Steel Legs - 70mm - 4 Seater | 546601 | CI | KC | OS |

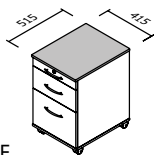
MELAMINE: Montego



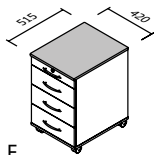
A



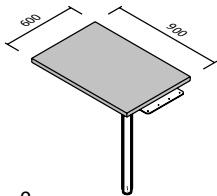
C



E



F



G

| MELAMINE: Montego | | | | |
|-------------------|---|--------|----|----|
| A | Core Desk 2000x1200 - 3 Legs - Modesty Panel - RHS | 544390 | WP | WQ |
| B | Core Desk 2000x1200 - 3 Legs - Modesty Panel - LHS | 544391 | WP | WQ |
| C | Rear Table 1800x600 - Central Locking Desk Height Pedestal - Pen and Pencil Tray - 2 Standard Drawers - 1 Deep Filer Drawer - RHS | 544398 | WP | WQ |

| | | | | |
|---|---|--------|----|----|
| D | Rear Table 1800x600 - Central Locking Desk Height Pedestal - Pen and Pencil Tray - 2 Standard Drawers - 1 Deep Filer Drawer - LHS | 544399 | WP | WQ |
| E | Central Locking Mobile Pedestal - Pen and Pencil Drawer - 1 Standard Drawer - 1 Deep Filer Drawer | 544402 | WP | WQ |
| F | Central Locking Mobile Pedestal - Pen and Pencil Drawer - 3 Standard Drawers | 544403 | WP | WQ |

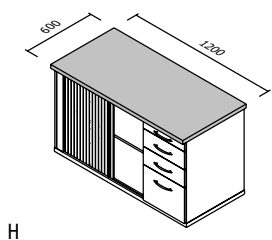


Melamine

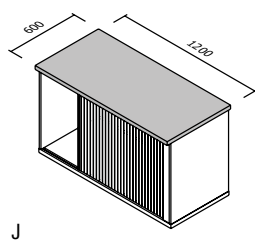


WP
Verzasca
Oak

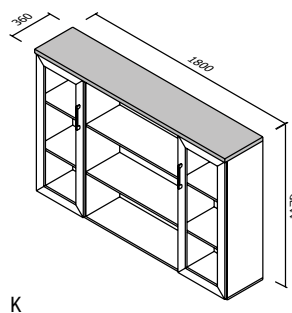
WQ
Cadbury
Oak



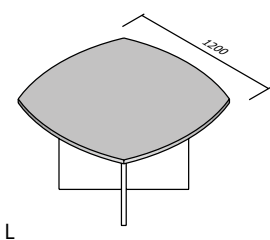
H



J



K



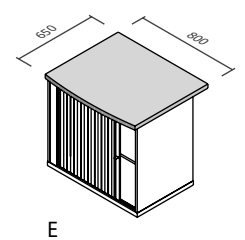
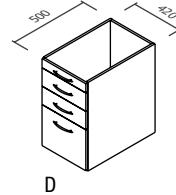
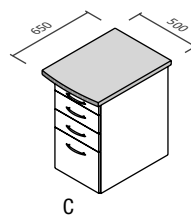
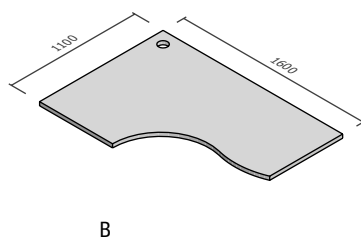
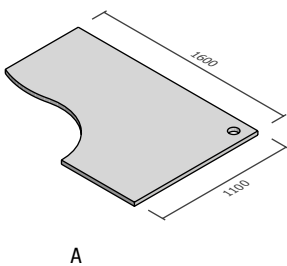
L

All sizes are shown in millimeters
* Images not shown

| | | | | |
|---|---|--------|----|----|
| G | Connecting Top Only 900x600 - Including Leg and Bracket | 544397 | WP | WQ |
| H | Roller Door Pedenza - 1200x600 - Including Shelf - Drawers on RHS | 544394 | WP | WQ |
| I | Roller Door Pedenza 1200x600 - Including Shelf - Drawers on LHS | 544395 | WP | WQ |
| J | Roller Door Credenza 1200x600 - Empty | 544396 | WP | WQ |

| | | | | |
|---|--|--------|----|----|
| * | Steel Shelf 1065x450 (1200) | 540161 | GS | KK |
| * | Steel Pull-out Cradle - 1025x450 (1200) - Slides | 540163 | GS | KK |
| K | Stack-on Bookcase 1170Hx1800Wx360D - 2 Full Glass Doors | 544401 | WP | WQ |
| L | Convex Square Conference Table 1200x1200 - X-Base - 4 Seater | 544404 | WP | WQ |

MELAMINE: Lexus



MELAMINE: Lexus

| | | | | | | |
|---|---|--------|----|----|----|----|
| A | Core Top Only 1600x1100 - RHS | 540134 | HM | MY | OS | PM |
| B | Core Top Only 1600x1100 - LHS | 540135 | HM | MY | OS | PM |
| C | Central Locking Desk Height Pedestal - Pen and Pencil Drawer - 2 Standard Drawers - 1 Deep Filer Drawer - Including 500 Top | 540138 | HM | MY | OS | PM |

| | | | | | | |
|---|---|--------|----|----|----|----|
| D | Central Locking Desk Height Pedestal - Pen and Pencil Drawer - 2 Standard Drawers - 1 Deep Filer Drawer - Topless | 541105 | HM | MY | OS | PM |
| E | Roller Door Credenza 800x650 - Including Shelf | 540143 | HM | MY | OS | PM |
| F | Roller Door Credenza 1200x650 - Including Shelf - Drawers on RHS | 541816 | HM | MY | OS | PM |
| G | Roller Door Credenza 1200x650 - Including Shelf - Drawers on LHS | 540148 | HM | MY | OS | PM |



NOTE - Item H (Leg) Sold Separately



Fabric



Blue



Black



Burgundy



Harvard
Cherry



Mahogany

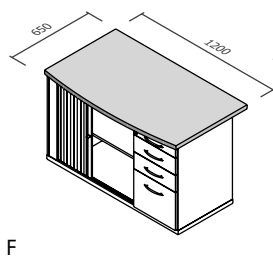


Summer
Oak

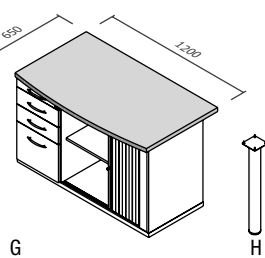


Maple

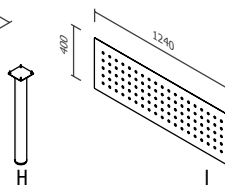
Melamine



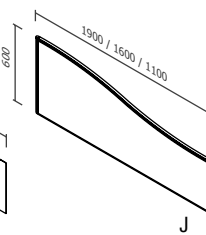
F



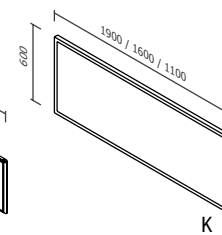
G



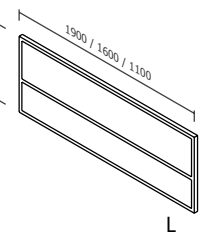
I



J



K



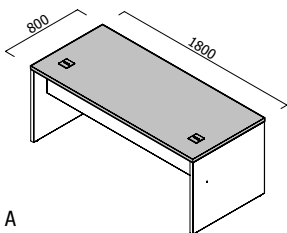
L

All sizes are shown in millimeters
* Images not shown

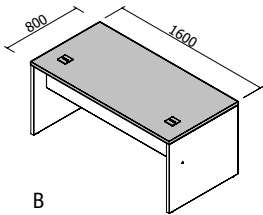
| | | | |
|---|---|--------|----------|
| H | 76mm Diameter Pole Leg | 540141 | SS |
| I | Perforated Modesty Panel - for 1600 Desk (1240x400) | 541090 | SS |
| J | Art Desk-Based Screen - Curved Aluminium Frame - Fabric | | |
| | 1900x600 | 546350 | CK CB CU |
| | 1600x600 | 541843 | CK CB CU |
| | 1100x600 | 541842 | CK CB CU |

| | | | | |
|---|---|--------|----|-------|
| K | Art Desk-Based Screen - Straight Aluminium Frame - Fabric | | | |
| | 1900x600 | 546351 | CK | CB CU |
| | 1600x600 | 541857 | CK | CB CU |
| | 1100x600 | 541071 | CK | CB CU |
| L | Art Desk-based Screen - Straight Aluminium Frame - Frosted Glass and Fabric | | | |
| | 1900x600 | 546352 | CK | CB CU |
| | 1600x600 | 541598 | CK | CB CU |
| | 1100x600 | 541597 | CK | CB CU |

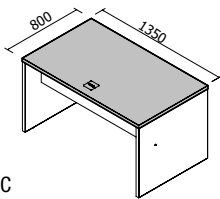
MELAMINE: Flight



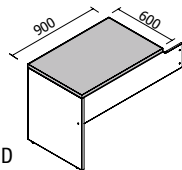
A



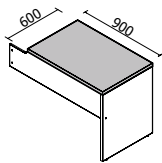
B



C



D



E

| MELAMINE: Flight | | | | | | | |
|------------------|---------------------------------------|--------|----|----|----|----|----|
| A | Panel Leg Desk 1800x800 | 542944 | CI | HM | KC | OS | WM |
| B | Panel Leg Desk 1600x800 | 542943 | CI | HM | KC | OS | WM |
| C | Panel Leg Desk 1350x800 | 542942 | CI | HM | KC | OS | WM |
| D | Panel Leg Extension Top 900x600 - RHS | 546604 | CI | HM | KC | OS | WM |

| | | | | | | | |
|---|--|--------|----|----|----|----|----|
| E | Panel Leg Extension Top 900x600 - LHS | 546605 | CI | HM | KC | OS | WM |
| F | Central Locking Mobile Pedestal - Pen and Pencil Drawer - 1 Standard Drawer - 1 Deep Filer | 544747 | CI | HM | KC | OS | WM |
| G | Central Locking Mobile Pedestal 1 Standard Drawer - 1 Deep Filer | 544748 | CI | HM | KC | OS | WM |



Melamine



Coimbra



Harvard
Cherry



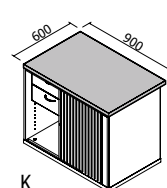
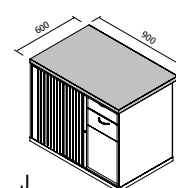
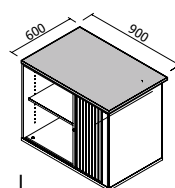
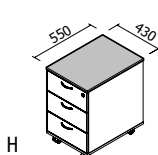
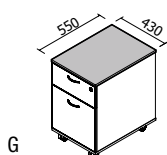
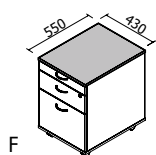
Smoked
Cedar



Summer
Oak



Wenge



All sizes are shown in millimeters
* Images not shown

| | | | | | | | |
|---|---|--------|----|----|----|----|----|
| H | Central Locking Mobile Pedestal - 3 Standard Drawers | 544749 | CI | HM | KC | OS | WM |
| I | Roller Door Credenza 900x600 - Including Shelf | 542971 | CI | HM | KC | OS | WM |
| J | Roller Door Pedenza 900x600 - 2 Drawers - Floating Pen and Pencil Tray - Including Shelf - Drawers on RHS | 544750 | CI | HM | KC | OS | WM |

| | | | | | | | |
|---|---|--------|----|----|----|----|----|
| K | Roller Door Pedenza 900x600 - 2 Drawers - Floating Pen and Pencil Tray - Including Shelf - Drawers on LHS | 546603 | CI | HM | KC | OS | WM |
|---|---|--------|----|----|----|----|----|

MELAMINE: Kent



| MELAMINE: Kent | | | | |
|----------------|--|--------|----|----|
| A | Desk Shell Only 1600x725 | 540051 | MY | PM |
| B | Desk Shell Only 1200x725 | 540052 | MY | PM |
| C | 90 Degree Curve Link 725x725 | 540053 | MY | PM |
| D | 90 Degree Curve Link 725x600 LHS/RHS | 543650 | MY | PM |
| E | One Shot Top 1800x1100 - LHS | 541075 | MY | PM |
| F | One Shot Top 1800x1100 - RHS | 541076 | MY | PM |
| G | One Shot Top 1600x1100 - LHS | 543652 | MY | PM |
| H | One Shot Top 1600x1100 - RHS | 543653 | MY | PM |
| I | Central Locking Fitted Pedestal - 3 Standard Drawers | 542697 | MY | PM |

| | | | | |
|---|---|--------|----|----|
| J | Central Locking Mobile Pedestal - Pen and Pencil Drawer - 3 Standard Drawers | 541079 | MY | PM |
| K | Central Locking Mobile Pedestal - Pen and Pencil Drawer - 1 Standard Drawer - 1 Deep Filer Drawer | 540054 | MY | PM |
| L | Top Drawer Lock - Mobile Pedestal - 3 Standard Drawers | 543654 | MY | PM |
| M | Central Locking Desk Height Pedestal - Pen and Pencil Tray - 2 Standard Drawers - 1 Deep Filer Drawer - Including 500mm Top | 541077 | MY | PM |
| N | Central Locking Desk Height Pedestal - 2 Drawers - Dayfiler - Including Top | 541078 | MY | PM |
| O | Sliding Door Credenza 1200x400 - Including Shelf | 540056 | MY | PM |



Fabric

Melamine

CB

Blue

CK

Black

CU

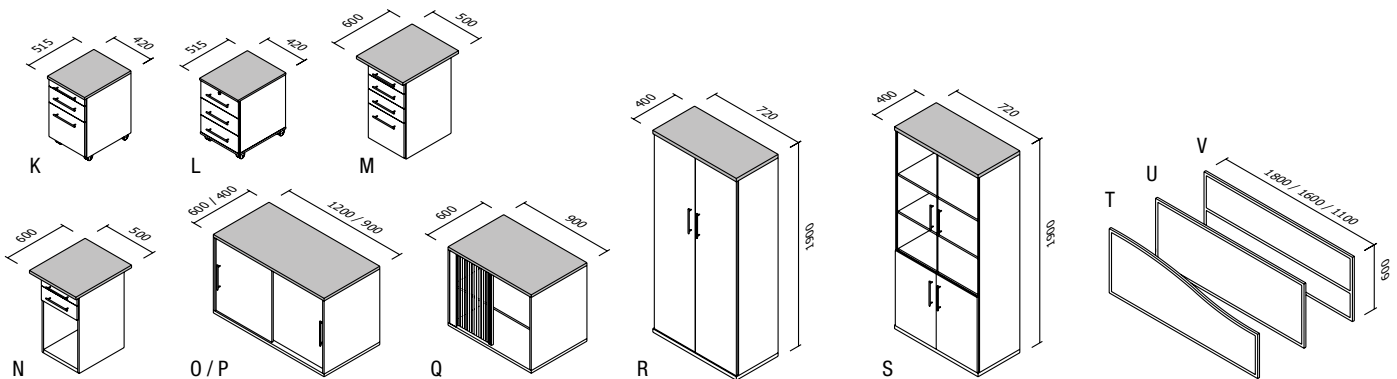
Burgundy

MY

Mahogany

PM

Maple

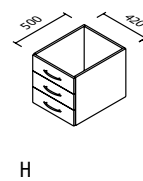
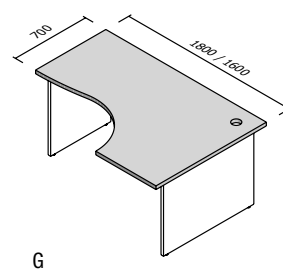
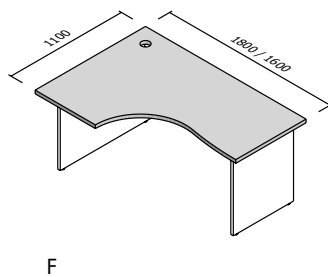
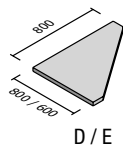
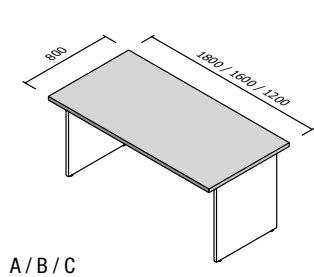


All sizes are shown in millimeters
* Images not shown

| | | | | |
|---|---|--------|----|-------|
| P | Sliding Door Credenza 900x600 - Including Shelf | 542695 | MY | PM |
| Q | Roller Door Credenza 900x600 - Including Shelf | 542696 | MY | PM |
| R | Wall Unit 1900Hx720Wx400D - Solid Doors | 540061 | MY | PM |
| S | Wall Unit 1900Hx720Wx400D - Half Glass Doors | 540060 | MY | PM |
| T | Art Desk-Based Screen - Curved Aluminium Frame - Fabric | | | |
| | 1800x600 | 541845 | CB | CK CU |
| | 1600x600 | 541843 | CB | CK CU |
| | 1100x600 | 541842 | CB | CK CU |

| | | | | |
|---|---|--------|----|-------|
| U | Art Desk-Based Screen - Straight Aluminium Frame - Fabric | | | |
| | 1800x600 | 541858 | CB | CK CU |
| | 1600x600 | 541857 | CB | CK CU |
| | 1100x600 | 541071 | CB | CK CU |
| V | Art Desk-Based Screen - Straight Aluminium Frame - Frosted Glass and Fabric | | | |
| | 1800x600 | 541341 | CB | CK CU |
| | 1600x600 | 541598 | CB | CK CU |
| | 1100x600 | 541597 | CB | CK CU |

MELAMINE: Allegro II



MELAMINE: Allegro II

| | | | | |
|---|----------------------------------|--------|----|----|
| A | Desk Shell Only 1800x800 | 543620 | CM | MO |
| B | Desk Shell Only 1600x800 | 543621 | CM | MO |
| C | Desk Shell Only 1200x800 | 543622 | CM | MO |
| D | 90 Degree Link 800x800 | 543624 | CM | MO |
| E | 90 Degree Link 800x600 - LHS/RHS | 543625 | CM | MO |

| | | | | |
|---|---|--------|----|----|
| F | One Shot Top 1800x1100 - LHS | 543629 | CM | MO |
| | One Shot Top 1600x1100 - LHS | 543631 | CM | MO |
| G | One Shot Top 1800x1100 - RHS | 543630 | CM | MO |
| | One Shot Top 1600x1100 - RHS | 543632 | CM | MO |
| H | Top Drawer Lockable Fitted Pedestal - 3 Standard Drawers | 543626 | CM | MO |
| I | Top Drawer Lockable Mobile Pedestal - 3 Standard Drawers | 543627 | CM | MO |



Fabric

CB

Blue

CK

Black

CU

Burgundy

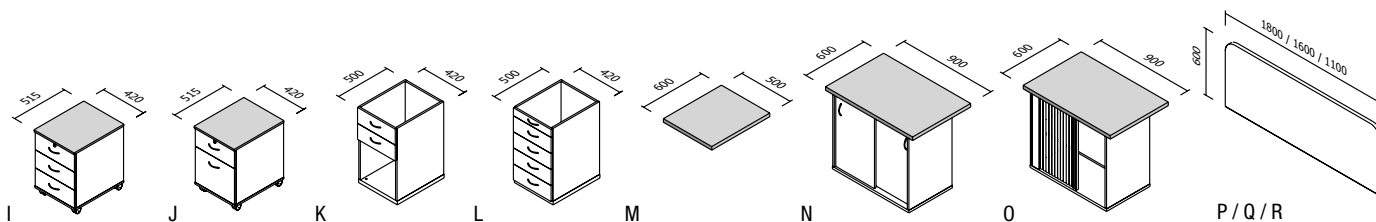
Melamine

CM

Cherry

MO

Natural
Oak

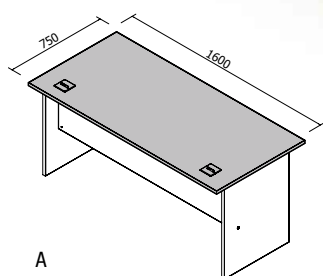


All sizes are shown in millimeters
* Images not shown

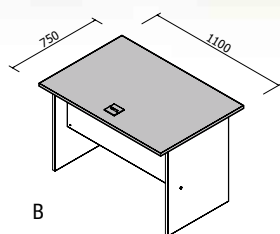
| | | | | |
|---|---|--------|----|----|
| J | Top Drawer Lockable Mobile Pedestal - 1 Standard Drawer - 1 Deep Filer Drawer | 543628 | CM | MO |
| K | Top Drawer Lockable Desk Height Day Filer Pedestal - 2 Standard Drawers - No Top | 543633 | CM | MO |
| L | Central Locking Desk Height Pedestal - Pen and Pencil Drawer - 4 Standard Drawers - No Top | 543634 | CM | MO |
| M | Top Only - For Desk Height Pedestal 500x600 | 543635 | CM | MO |
| N | Sliding Door Credenza 900x600 - Including Shelf | 543636 | CM | MO |

| | | | | |
|------------------------------|--|--------|----|-------|
| O | Roller Door Credenza 900x600 - Including Shelf | 543637 | CM | MO |
| Eco Desk-based Screen | | | | |
| P | ART Eco Desk-based Screen 1800x600 | 546536 | CB | CB CU |
| Q | ART Eco Desk-based Screen 1600x600 | 546537 | CB | CB CU |
| R | ART Eco Desk-based Screen 1100x600 | 546538 | CB | CB CU |

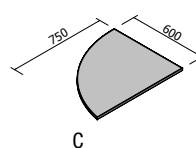
MELAMINE: Wedge



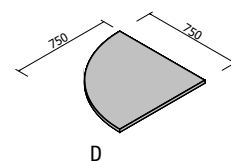
A



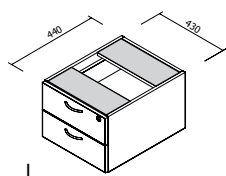
B



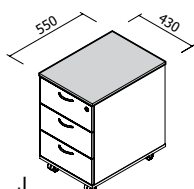
C



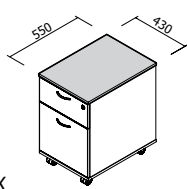
D



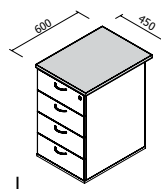
I



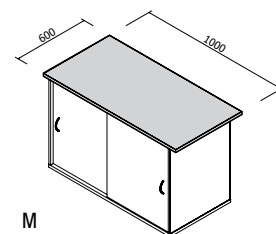
J



K



L

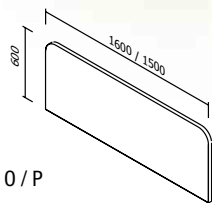


M

MELAMINE: Wedge

| | | | | | |
|---|--|--------|----|----|----|
| A | Desk Shell Only 1600x750 | 544159 | CM | MO | MY |
| B | L-Extension 1100x750 | 544160 | CM | MO | MY |
| C | 90 Degree Quarter Round Link 750x600 - LHS/RHS | 544161 | CM | MO | MY |
| D | 90 Degree Quarter Round Link 750x750 | 544162 | CM | MO | MY |
| E | Cluster Top 1600x1600 - RHS | 544739 | CM | MO | MY |

| | | | | | |
|---|--|--------|----|----|----|
| F | Cluster Top 1600x1600 - LHS | 544740 | CM | MO | MY |
| G | Cluster Top 1500x900 - RHS | 544891 | CM | MO | MY |
| H | Cluster Top 1500x900 - LHS | 544892 | CM | MO | MY |
| I | Top Drawer Lockable Fitted Pedestal - 2 Drawers | 544163 | CM | MO | MY |
| J | Central Locking Mobile Pedestal - 3 Standard Drawers | 544164 | CM | MO | MY |



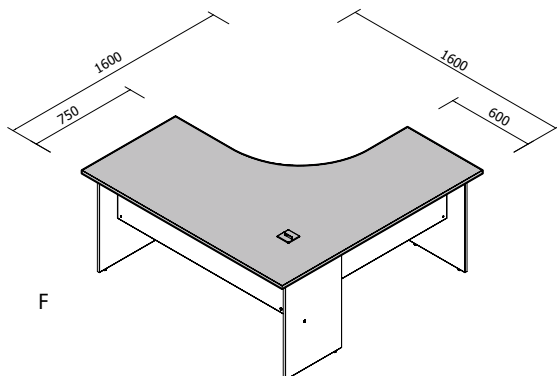
O / P



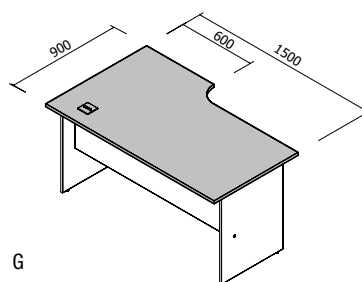
Fabric

Melamine

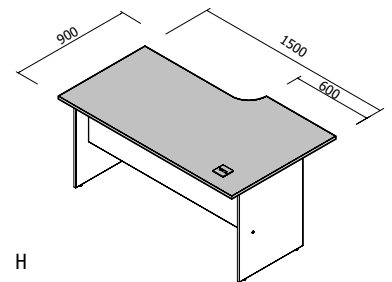
| CB | CK | CU | CM | MO | MY |
|------|-------|----------|--------|-------------|----------|
| Blue | Black | Burgundy | Cherry | Natural Oak | Mahogany |



F



G



H

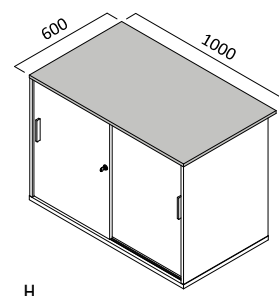
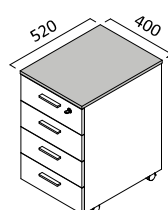
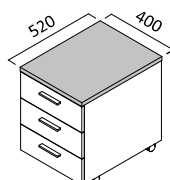
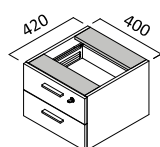
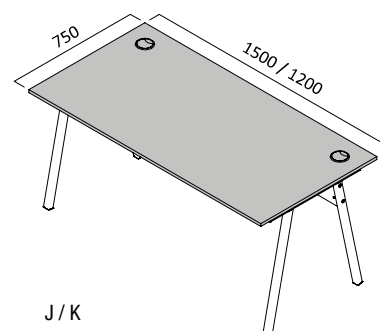
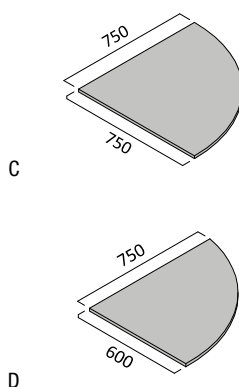
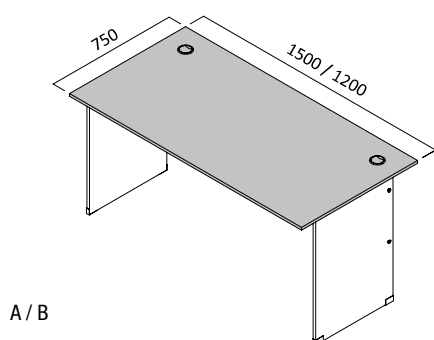
All sizes are shown in millimeters
* Images not shown

| | | | | | |
|---|---|--------|----|----|----|
| K | Central Locking Mobile Pedestal - 1 Standard Drawer - 1 Deep Filer Drawer | 544165 | CM | MO | MY |
| L | Central Locking Desk Height Pedestal - 4 Standard Drawers | 544893 | CM | MO | MY |
| M | Sliding Door Credenza 1000x600 - Including Shelf | 544166 | CM | MO | MY |
| N | Hinged Door Credenza 1000x600 - Including Shelf | 546656 | CM | MO | MY |

TEC Desk-based Screen - Budget Straight

| | | | | | |
|---|----------|--------|----|----|----|
| O | 1600x600 | 540775 | CB | CK | CU |
| P | 1500x600 | 541171 | CB | CK | CU |

MELAMINE: Express



MELAMINE: Express

| | | | | | | |
|---|----------------------------------|--------|----|----|----|----|
| A | Desk Shell 1500x750 | 540831 | 1C | 4I | AY | MO |
| B | Desk Shell 1200x750 | 540832 | 1C | 4I | AY | MO |
| C | 90 Degree Link 750x750 | 540833 | 1C | 4I | AY | MO |
| D | 90 Degree Link 750x600 - LHS/RHS | 540889 | 1C | 4I | AY | MO |

| | | | | | | |
|---|---|--------|----|----|----|----|
| E | Top Drawer Lockable Fitted Pedestal - 2 Standard Drawers | 540836 | 1C | 4I | AY | MO |
| F | Mobile Pedestal - 3 Standard Drawers - No Lock | 546545 | 1C | 4I | AY | MO |
| G | Top Draw Locking Mobile Pedestal - Pen and Pencil Tray - 4 Standard Drawers | 540835 | 1C | 4I | AY | MO |



(Item listed on page 62)



Melamine

| 1C | 4I | AY | MO |
|-------------|-------------------|-------|-------------|
| Ferrara Oak | Burgundy Mahogany | White | Natural Oak |

All sizes are shown in millimeters
* Images not shown

| | | | | | | |
|---|--|--------|----|----|----|----|
| H | Sliding Door Credenza 1000x600 - Including Shelf | 540834 | 1C | 4I | AY | MO |
| * | 4 Drawer Filing Cabinet - 1395Hx466Wx560D | 544996 | 1C | 4I | AY | MO |
| I | 4 Tier Hinged Door Bookcase - 1600Hx800Wx315D - Including 3 Shelves | 541488 | 1C | 4I | AY | MO |

Express Steel

| | | | | | | |
|---|--|--------|----|----|----|----|
| J | Steel A-Frame Desk 1500x750 - Standard with White Steel Frame | 544946 | 1C | 4I | AY | MO |
| K | Steel A-Frame Desk 1200x750 - Standard with White Steel Frame | 544947 | 1C | 4I | AY | MO |

MELAMINE: Boardrooms



| MELAMINE: Boardrooms | | | | | | | | | | |
|----------------------|--|--------|----|----|----|----|----|----|----|----|
| A | Round Conference Table 1200 Diameter - X-Base - 4 Seater | 540180 | AY | CI | CM | MO | MY | PM | OS | WM |
| B | Solaire Round Conference Table 1200 Diameter - 4 Stiletto Legs - 4 Seater | 544605 | AY | CI | CM | MO | MY | PM | OS | WM |
| * | Solaire Barrel Shape Conference Table 2400x1200 - 4 Stiletto Legs - 8 Seater | 544606 | AY | CI | CM | MO | MY | PM | OS | WM |
| C | Rectangular Conference Table 2400x1200 - Panel Legs - 8 Seater | 540177 | AY | CI | CM | MO | MY | PM | OS | WM |
| D | D-End Conference Table 2400x1200 - V-Legs - 8 Seater | 540178 | AY | CI | CM | MO | MY | PM | OS | WM |

H

G



E



F



Melamine



59

Mondego Elm

1C

Ferrera Oak

4I

Burgundy Mahogany

AY

White

CI

Coimbra

CM

Cherry

HM

Harvard Cherry

MO

Natural Oak

MY

Mahogany

OS

Summer Oak

PM

Maple

WM

Wenge

All sizes are shown in millimeters
* Images not shown

| | | | | | | | | |
|---|---|--------|----|----|----|----|----|----|
| E | Evolution High Table 1800x900x1082H - Grey Powdered Coated Legs | 546548 | 4I | 59 | 1C | AY | MO | PM |
| F | Evolution Conference Table 1200x1200 - 4 Cross Beams - 4 Seater - Grey Powdered Coated Legs | 544011 | 4I | 59 | 1C | AY | MO | PM |
| * | Evolution Conference Table 1500x1510 - Centre Leg - 4 Cross Beams - 4 Seater - Grey Powdered Coated Legs | 544010 | 4I | 59 | 1C | AY | MO | PM |
| G | Evolution Conference Table 2400x1200 - 2 Centre Legs - 4 Cross Beams - 8 Seater - Grey Powdered Coated Legs | 546353 | 4I | 59 | 1C | AY | MO | PM |
| * | Evolution Conference Table 2700x1200 - 2 Centre Legs - 4 Cross Beams - 8 Seater - Grey Powdered Coated Legs | 546354 | 4I | 59 | 1C | AY | MO | PM |
| * | Evolution Conference Table 2700x1510 - 2 Centre Legs - 4 Cross Beams - 8-10 Seater - Grey Powdered Coated Legs | 544012 | 4I | 59 | 1C | AY | MO | PM |
| H | Elevate Wall Unit - 1800x450x1120H - 4 Hinged Doors - Adjustable Shelf and 6 Compartment Pigeon Hole - Not Lockable | 546549 | 4I | 59 | 1C | AY | MO | PM |

MELAMINE: Accessories



| | | | | | | | | | | |
|----|----|----|----|----|----|----|----|----|----|----|
| AY | CI | CM | HM | MO | MY | OS | PM | WM | WP | WQ |
|----|----|----|----|----|----|----|----|----|----|----|

546651 Athena Server Unit - Including 2 Hinged Doors and 5 Drawers - 900Hx1550Wx600D - Lockable Hinged Doors



540164 4 Drawer Filing Cabinet
1330Hx470Wx605D

| | | | | | | | |
|----|----|----|----|----|----|----|----|
| AY | CI | CM | HM | MO | MY | OS | PM |
| | | | | | WM | WP | WQ |



540154 Hinged Door Systems Cupboard
1500Hx900Wx475D - Including 3 Shelves

| | | | | | | | |
|----|----|----|----|----|----|----|----|
| AY | CI | CM | HM | MO | MY | OS | PM |
| | | | | | WM | WP | WQ |



543471 Hinged Door Systems Cupboard
1800Hx900Wx475D - Including 4 Shelves

| | | | | | | | |
|----|----|----|----|----|----|----|----|
| AY | CI | CM | HM | MO | MY | OS | PM |
| | | | | | WM | WP | WQ |



540165 2 Tier Bookcase 880Hx800Wx315D

| | | | | |
|----|----|----|----|----|
| CI | CM | MO | MY | PM |
|----|----|----|----|----|



540166 3 Tier Bookcase 1200Hx800Wx315D

| | | | | |
|----|----|----|----|----|
| CI | CM | MO | MY | PM |
|----|----|----|----|----|



540167 4 Tier Bookcase 1600Hx800Wx315D

| | | | | |
|----|----|----|----|----|
| CI | CM | MO | MY | PM |
|----|----|----|----|----|



546652 Vegas Server Unit - Including 2 Roller Doors and 4 Drawers - 900Hx1800Wx600D - Lockable Roller Doors



540169 Letter Tray 75Hx290Wx360D
540170 Waste Bin 300Hx300Wx300D



540155 Steel Shelf 865x400 (900)
540156 Steel Pull-out Cradle 825x400 (900) - Slides
540161 Steel Shelf 1065x450 (1200)
540163 Steel Pull-out Cradle 1025x450 (1200) - Slides



540158 Roller Door Systems Cupboard
1500Hx1200Wx590D - Silver Roller Door - Empty
546023 Roller Door Systems Cupboard
1500Hx1200Wx590D - Black Roller Door - Empty



540168 5 Tier Bookcase 1950Hx800Wx315D



541487 3 Tier Bookcase - Hinged Doors 1200Hx800Wx315D
541488 4 Tier Bookcase - Hinged Doors 1600Hx800Wx315D
541489 5 Tier Bookcase - Hinged Doors 1950Hx800Wx315D



543470 4 Tier Bookcase - Glass Hinged Doors
1500Hx900Wx475D - Including 3 Shelves



“ **MANY OF LIFE’S FAILURES** are
people who did not
realise how close **THEY**
WERE TO SUCCESS when
they gave up ”

Thomas Edison

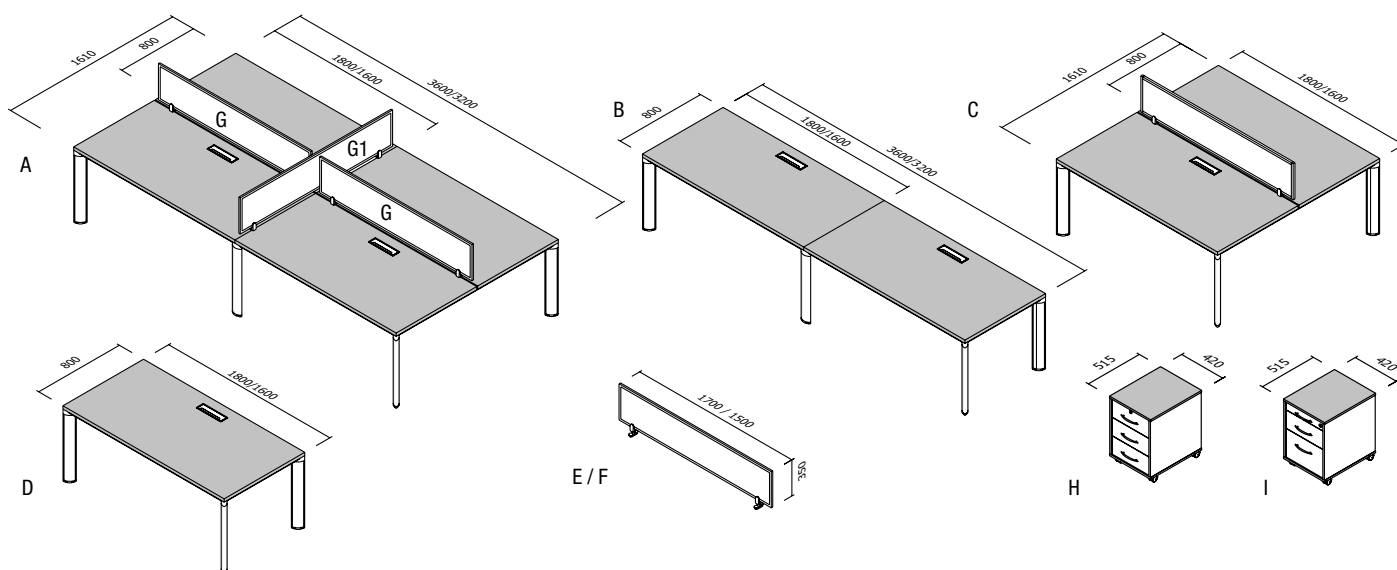


5

benching SOLUTIONS



BENCHING: Multiply



BENCHING: Multiply

| | | | | | | | |
|---|--|--------|----|----|----|----|----|
| A | 4-Way Cluster Unit 1800x800 Tops and 6 Legs | 544444 | CI | WP | WQ | WT | WZ |
| * | 4-Way Cluster Unit 1600x800 Tops and 6 Legs | 544447 | CI | WP | WQ | WT | WZ |
| B | 2-Way Side-by-Side 1800x800 Tops and 6 Legs | 544445 | CI | WP | WQ | WT | WZ |
| * | 2-Way Side-by-Side 1600x800 Tops and 6 Legs | 544448 | CI | WP | WQ | WT | WZ |
| C | 2-Way Back-to-Back 1800x800 Tops and 4 Legs | 544446 | CI | WP | WQ | WT | WZ |
| * | 2-Way Back-to-Back 1600x800 Tops and 4 Legs | 544449 | CI | WP | WQ | WT | WZ |
| D | Single Desk 1800x800 Top and 4 Legs | 544450 | CI | WP | WQ | WT | WZ |
| * | Single Desk 1600x800 Top and 4 Legs | 544451 | CI | WP | WQ | WT | WZ |
| E | Art Desk-based Screen - Aluminium Frame - Straight - Fabric - 1700x350 | 544462 | O8 | | | | |
| F | Art Desk-based Screen - Aluminium Frame - Straight - Fabric - 1500x350 | 544463 | O8 | | | | |

| | | | | | | | |
|----|---|--------|----|----|----|----|----|
| G | Art Desk-based White Painted Screen 1700x350 | 544460 | YV | | | | |
| G1 | Art Desk-based White Painted Screen 1500x350 | 544461 | YV | | | | |
| H | Top Drawer Lockable - Mobile Pedestal - 3 Standard Drawers | 544454 | WH | YL | YO | YQ | YU |
| I | Central Locking - Mobile Pedestal - Pen and Pencil Drawer - 1 Standard Drawer - 1 Deep Filer Drawer | 544455 | WH | YL | YO | YQ | YU |
| J | Mobile CPU Unit - Central Locking - Pen and Pencil Drawer - 3 Standard Drawers - RHS | 544456 | WH | YL | YO | YQ | YU |
| * | Mobile CPU Unit - Central Locking - Pen and Pencil Drawer - 3 Standard Drawers - LHS | 544457 | WH | YL | YO | YQ | YU |





Fabric



08
Black
(Vulcan)



YV
White
Painted



CI
Coimbra



WP
Verzasca
Oak



WQ
Cadbury
Oak



WT
Walnut



WZ
Monument
Oak



WH
Walnut/
White



YL
Coimbra/
White



YO
Cadbury
Oak/White

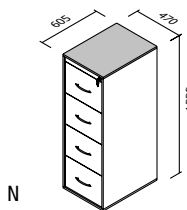


YQ
Verzasca
Oak/White

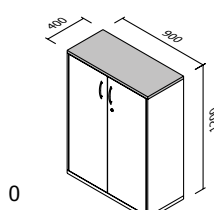


YU
Monument
Oak/White

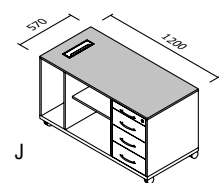
Melamine



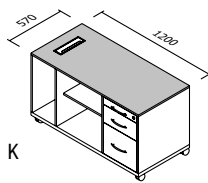
N



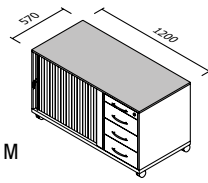
O



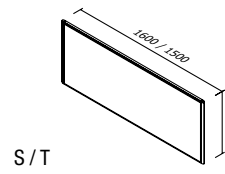
J



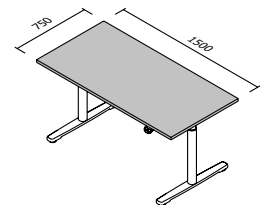
K



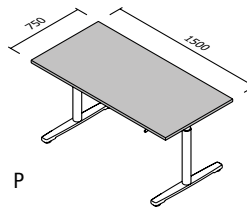
M



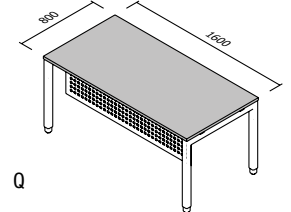
S / T



R



P



Q

| | | | | | | | |
|---|--|--------|----|----|----|----|----|
| K | Mobile CPU Unit - Central Locking - Pen and Pencil Drawer - 1 Standard Drawer - 1 Deep Filer - RHS | 544458 | WH | YL | YO | YQ | YU |
| L | Mobile CPU Unit - Central Locking - Pen and Pencil Drawer - 1 Standard Drawer - 1 Deep Filer - LHS | 544459 | WH | YL | YO | YQ | YU |
| M | Mobile Unit - Roller Door - Central Locking - Pen and Pencil Drawer - 3 Standard Drawers - RHS - Including Shelf | 544941 | WH | YL | YO | YQ | YU |
| * | Mobile Unit - Roller Door - Central Locking - Pen and Pencil Drawer - 3 Standard Drawers - LHS - Including Shelf | 544942 | WH | YL | YO | YQ | YU |
| N | 4 Drawer Filing Cabinet 1330Hx470Wx605D | 544998 | WH | YL | YO | YQ | YU |
| O | Hinged Door Systems Cupboard 1200Hx900Wx400D - 2 Shelves | 544453 | WH | YL | YO | YQ | YU |

| | | | | | | | |
|---|--|--------|----|----|----|----|----|
| P | Work Rite - Height Adjustable Desk - 1500x750 - Manual Height Adjustment | 544937 | CI | WP | WQ | WT | WZ |
| Q | Work Rite - Height Adjustable Desk - 1600x800 - Height Adjustable Legs | 544938 | CI | WP | WQ | WT | WZ |
| R | Work Rite - Height Adjustable Desk - 1500x750 - Electric Height Adjustment | 544936 | CI | WP | WQ | WT | WZ |
| S | Art Desk-based Screen - Aluminium Frame - Straight - Fabric - 1500x600 | 546385 | 08 | | | | |
| T | Art Desk-based Screen - Aluminium Frame - Straight - Fabric - 1600x600 | 544939 | 08 | | | | |



This applies to P, Q, R

All sizes are shown in millimeters
* Images not shown

BENCHING: 30 Eight



Square Steel Frame - 38x38mm

BENCHING: 30 Eight

| | | | | | | | | |
|----|---|--------|----|----|----|----|----|----|
| A | Free-standing Desk 1800x750 - Including Beams and Wirebasket - 2 Silver U-Shaped Steel Legs 38mm | 546360 | AY | OS | WP | WQ | WT | WZ |
| B | Free-standing Desk 1500x750 - Including Beams and Wirebasket - 2 Silver U-Shaped Steel Legs 38mm | 546361 | AY | OS | WP | WQ | WT | WZ |
| C | Free-standing Desk 1350x750 - Including Beam and Wirebasket - 2 Silver U-Shaped Steel Legs 38mm | 546362 | AY | OS | WP | WQ | WT | WZ |
| D | Free-standing Desk 1200x750 - Including Beam and Wirebasket - 2 Silver U-Shaped Steel Legs 38mm | 546363 | AY | OS | WP | WQ | WT | WZ |
| E | 2-Way Cluster 1500x1520 - Including Beam and Wirebasket - 2 Silver U-Shaped Steel Legs 38mm | 546364 | AY | OS | WP | WQ | WT | WZ |
| F | 2-Way Cluster 1350x1520 - Including Beam and Wirebasket - 2 Silver U-Shaped Steel Legs 38mm | 546365 | AY | OS | WP | WQ | WT | WZ |
| G | 2-Way Cluster 1200x1520 - Including Beam and Wirebasket - 2 Silver U-Shaped Steel Legs 38mm | 546366 | AY | OS | WP | WQ | WT | WZ |
| H | L Extension 900x600 - Including Top Drawer Lockable Desk Height Pedestal - 2 Standard Drawers - 1 Deep Filer Drawer - RHS | 546654 | AY | WH | WO | YO | YQ | YU |
| I | L Extension 900x600 - Including Top Drawer Lockable Desk Height Pedestal - 2 Standard Drawers - 1 Deep Filer Drawer - LHS | 546655 | AY | WH | WO | YO | YQ | YU |
| I1 | Wall Unit 1800Hx900Wx360D - Solid Doors | 546657 | AY | WH | WO | YO | YQ | YU |
| I2 | Wall Unit 1800Hx900Wx360D - Open Top | 546658 | AY | WH | WO | YO | YQ | YU |
| J | Top Drawer Lockable Desk Height Pedestal - 4 Standard Drawers - Topless | 546367 | AY | WH | WO | YO | YQ | YU |
| K | Top Drawer Lockable Desk Height Pedestal - 2 Standard Drawers - 1 Deep Filer Drawer - Topless | 546640 | AY | WH | WO | YO | YQ | YU |
| L | Top Drawer Lockable Slimline Desk Height Pedestal - 1 Standard Drawer - 1 Hinged Door - Topless | 546653 | AY | WH | WO | YO | YQ | YU |

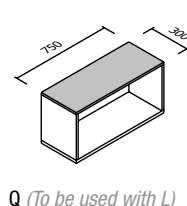
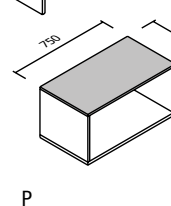
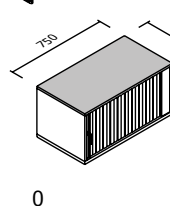
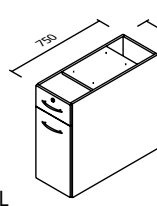
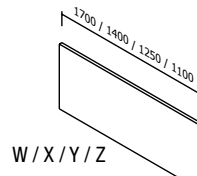
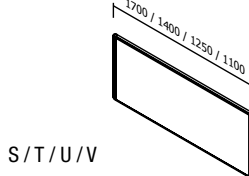
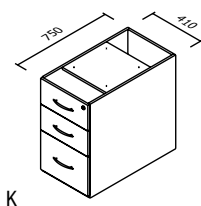
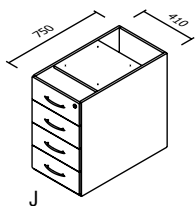
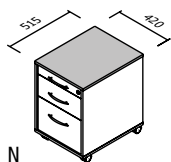
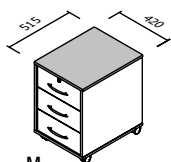


Fabric

| CB | CK | CU |
|------|-------|----------|
| Blue | Black | Burgundy |

Melamine

| AY | OS | WH | WO | WP | WQ | WT | WZ | YO | YQ | YU |
|-------|------------|--------------|------------------|--------------|-------------|--------|--------------|-------------------|--------------------|--------------------|
| White | Summer Oak | Walnut/White | Summer Oak/White | Verzasca Oak | Cadbury Oak | Walnut | Monument Oak | Cadbury Oak/White | Verzasca Oak/White | Monument Oak/White |



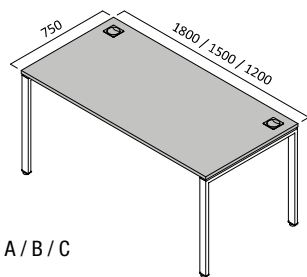
Q (To be used with L)

| | | | | | | | | |
|---|--|--------|----|----|----|----|----|----|
| M | Top Drawer Lockable Mobile Pedestal - Floating Pen and Pencil Tray - 3 Standard Drawers | 546368 | AY | WH | WO | YO | YQ | YU |
| N | Central Locking Mobile Pedestal - Pen and Pencil Drawer - 1 Standard Drawer - 1 Deep Filer | 546369 | AY | WH | WO | YO | YQ | YU |
| O | Roller Door Stack on Bookcase 750x410 - LHS | 546370 | AY | WH | WO | YO | YQ | YU |
| * | Roller Door Stack on Bookcase 750x410 - RHS | 546371 | AY | WH | WO | YO | YQ | YU |
| P | Stack on Single Tier Bookcase - 750Wx410D | 546641 | AY | WH | WO | YO | YQ | YU |
| Q | Stack on Single Tier Bookcase - 750Wx300D | 546372 | AY | WH | WO | YO | YQ | YU |
| R | White Painted Modesty Panel for 1800 Desk | 546373 | YV | | | | | |
| * | White Painted Modesty Panel for 1500 Desk | 546374 | YV | | | | | |
| * | White Painted Modesty Panel for 1350 Desk | 546375 | YV | | | | | |
| * | White Painted Modesty Panel for 1200 Desk | 546376 | YV | | | | | |
| S | Art Desk-based Aluminium and Fabric Screen 1800x350 - Actual Size 1700 | 546377 | CB | CK | CU | | | |

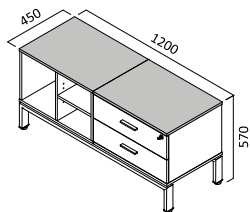
| | | | | | | | | |
|---|--|--------|----|----|----|--|--|--|
| T | Art Desk-based Aluminium and Fabric Screen 1500x350 - Actual Size 1400 | 546378 | CB | CK | CU | | | |
| U | Art Desk-based Aluminium and Fabric Screen 1350x350 - Actual Size 1250 | 546379 | CB | CK | CU | | | |
| V | Art Desk-based Aluminium and Fabric Screen 1200x350 - Actual Size 1100 | 546380 | CB | CK | CU | | | |
| W | Art Eco Desk-based Fabric Screen 1800x350 - Actual Size 1700 | 546381 | CB | CK | CU | | | |
| X | Art Eco Desk-based Fabric Screen 1500x350 - Actual Size 1400 | 546382 | CB | CK | CU | | | |
| Y | Art Eco Desk-based Fabric Screen 1350x350 - Actual Size 1250 | 546383 | CB | CK | CU | | | |
| Z | Art Eco Desk-based Fabric Screen 1200x350 - Actual Size 1100 | 546384 | CB | CK | CU | | | |

All sizes are shown in millimeters
* Images not shown

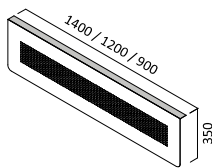
BENCHING: Evolution



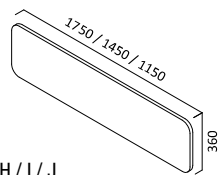
A / B / C



D



E / F / G



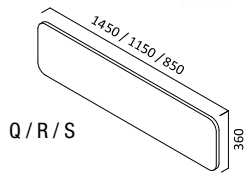
H / I / J

Square Steel Frame - 50x25mm

BENCHING: Evolution

| | | | | | |
|---|---|--------|----|----|----|
| A | Free-standing Desk 1800x750 - Including Wire Management Basket and Cable Management Ports - Adjustable Feet | 544001 | 59 | 1C | AY |
| B | Free-standing Desk 1500x750 - Including Wire Management Basket and Cable Management Ports - Adjustable Feet | 544002 | 59 | 1C | AY |
| C | Free-standing Desk 1200x750 - Including Wire Management Basket and Cable Management Ports - Adjustable Feet | 544003 | 59 | 1C | AY |
| D | Central Locking Side Storage - 570Hx1200Wx450D - 2 Drawers with Open Storage | 546552 | 59 | 1C | AY |
| E | Modesty Panel 1400x350 - Including Brackets for 1800 Desk | 544522 | SS | | |
| F | Modesty Panel 1200x350 - Including Brackets for 1500 Desk | 546557 | SS | | |

| | | | | | |
|---|---|--------|----|----|----|
| G | Modesty Panel 900x350 - Including Brackets for 1200 Desk | 546027 | SS | | |
| H | ENT Single Desk-based Screen 1750x360 - Including Brackets - Fabric | 546558 | P0 | | |
| I | ENT Single Desk-based Screen 1450x360 - Including Brackets - Fabric | 546559 | P0 | | |
| J | ENT Single Desk-based Screen 1150x360 - Including Brackets - Fabric | 546560 | P0 | | |
| K | 2-Way Cluster 1500x1510 - Including Wire Management Basket and Cable Management Ports - Adjustable Feet | 544006 | 59 | 1C | AY |
| L | 2-Way Cluster 1200x1510 - Including Wire Management Basket and Cable Management Ports - Adjustable Feet | 544007 | 59 | 1C | AY |



Fabric

P0

Vulcan
Stone

Melamine

59

Mondego
Elm

1C

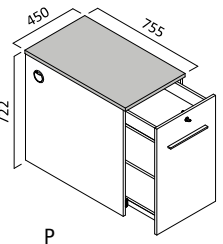
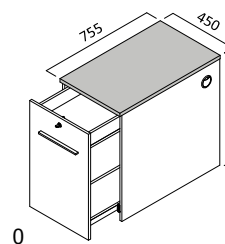
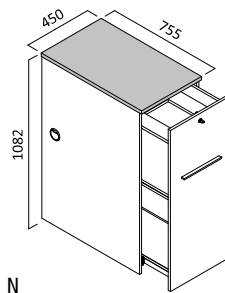
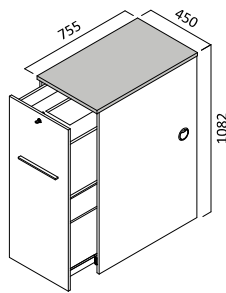
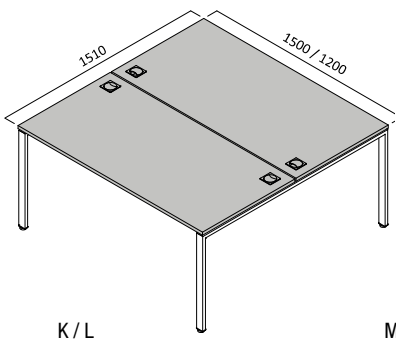
Ferrara
Oak

AY

White

SS

Silver

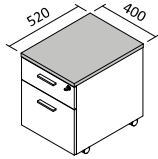
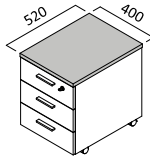
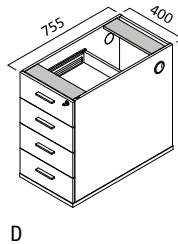
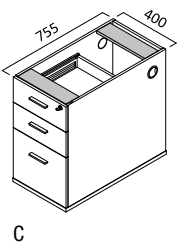
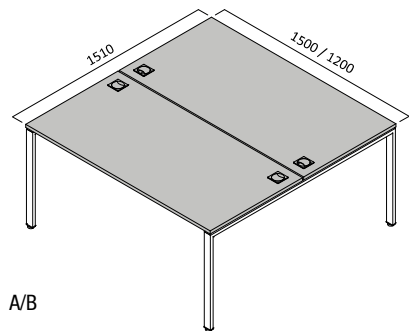


All sizes are shown in millimeters
* Images not shown

| | | | | | |
|---|--|--------|----|----|----|
| M | Tall Boy Storage Unit 1082Hx450Wx755D - Pen and Pencil Tray - Lever Arch Filing - 2 Drawers - Lockable - Adjustable Feet - Heavy Duty Runners and Support Wheel on Front of Unit for Stability - LHS | 546553 | 59 | 1C | AY |
| N | Tall Boy Storage Unit 1082Hx450Wx755D - Pen and Pencil Tray - Lever Arch Filing - 2 Drawers - Lockable - Adjustable Feet - Heavy Duty Runners and Support Wheel on Front of Unit for Stability - RHS | 546554 | 59 | 1C | AY |
| O | Small Boy Storage Unit 722Hx450Wx755D - Adjustable Shelf - Wire Management Portholes - Lockable - Adjustable Feet - Heavy Duty Runners and Support Wheel on Front of Unit for Stability - LHS | 546555 | 59 | 1C | AY |

| | | | | | |
|---|---|--------|----|----|----|
| P | Small Boy Storage Unit 722Hx450Wx755D - Adjustable Shelf - Wire Management Portholes - Lockable - Adjustable Feet - Heavy Duty Runners and Support Wheel on Front of Unit for Stability - RHS | 546556 | 59 | 1C | AY |
| Q | ENT Dual Desk-based Screen 1450x360 Including Brackets - Fabric | 546561 | P0 | | |
| R | ENT Dual Desk-based Screen 1150x360 Including Brackets - Fabric | 546562 | P0 | | |
| S | ENT Dual Desk-based Screen 850x360 Including Brackets - Fabric | 546563 | P0 | | |

BENCHING: Evolution



Square Steel Frame - 50x25mm

| BENCHING: Evolution | | | | | |
|---------------------|---|--------|----|----|----|
| A | 2-Way Cluster 1500x1510 - Including Wire Management Basket and Cable Management Ports - Adjustable Feet | 544006 | 59 | 1C | AY |
| B | 2-Way Cluster 1200x1510 - Including Wire Management Basket and Cable Management Ports - Adjustable Feet | 544007 | 59 | 1C | AY |
| C | Central Locking Desk Height Pedestal - Floating Pen and Pencil Tray - 2 Standard Drawers - 1 Deep Filer - Topless | 544016 | 59 | 1C | AY |

| | | | | | |
|---|--|--------|----|----|----|
| D | Top Drawer Lockable Desk Height Pedestal - Floating Pen and Pencil Tray - 4 Standard Drawers - Topless | 544017 | 59 | 1C | AY |
| * | Top Only 400x755 | 546670 | 59 | 1C | AY |
| E | Top Drawer Lockable Mobile Pedestal - Floating Pen and Pencil Tray - 3 Standard Drawers | 544027 | 59 | 1C | AY |
| F | Central Locking Mobile Pedestal - Floating Pen and Pencil Tray - 1 Standard Drawer - 1 Deep Filer Drawer | 544026 | 59 | 1C | AY |



Fabric

P0

Vulcan
Stone

Melamine

59

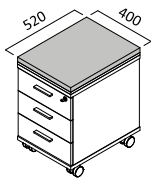
Mondego
Elm

1C

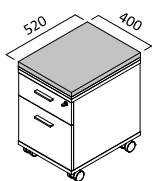
Ferrara
Oak

AY

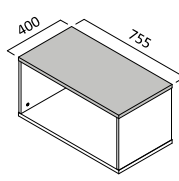
White



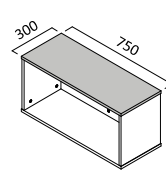
G



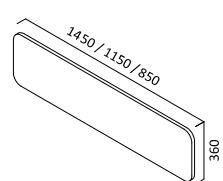
H



I



J



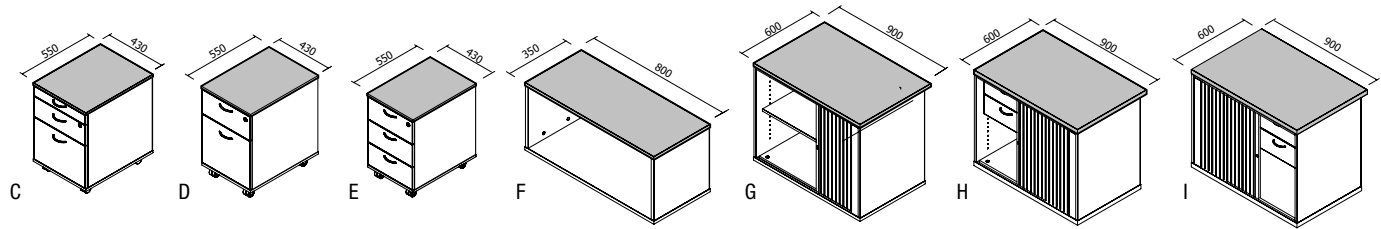
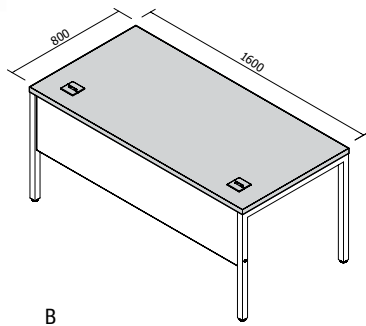
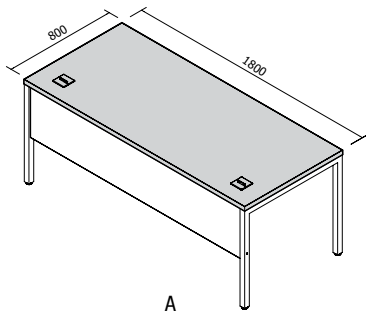
K / L / M

All sizes are shown in millimeters
* Images not shown

| | | | | | |
|---|--|--------|----|----|----|
| G | Central Locking Mobile Pedestal with Vulcan Stone Grey Fabric Cushion - Floating Pen and Pencil Tray - 3 Standard Drawers | 546550 | 59 | 1C | AY |
| H | Central Locking Mobile Pedestal with Vulcan Stone Grey Fabric Cushion - Floating Pen and Pencil Tray - 1 Standard Drawer - 1 Filer Deep Drawer | 546551 | 59 | 1C | AY |
| I | Pedestal Open Storage Box 755x400 | 544018 | 59 | 1C | AY |
| J | Desktop Open Storage Box 750x300 | 544019 | 59 | 1C | AY |

| | | | |
|---|---|--------|----|
| K | ENT Dual Desk-based Screen 1450x360 - Including Brackets - Fabric | 546561 | P0 |
| L | ENT Dual Desk-based Screen 1150x360 - Including Brackets - Fabric | 546562 | P0 |
| M | ENT Dual Desk-based Screen 850x360 - Including Brackets - Fabric | 546563 | P0 |

BENCHING: Flight Lite



Square Steel Frame - 40x40mm

| BENCHING: Flight Lite | | | | | | |
|-----------------------|---|--------|----|----|----|-------|
| A | Free-standing Managerial Desk 1800x800 - Including Wire Management Basket and Cable Management Ports - Adjustable Feet | 546606 | CI | HM | KC | OS WM |
| B | Free-standing Clerical Desk 1600x800 - Including Wire Management Basket and Cable Management Ports - Adjustable Feet | 546607 | CI | HM | KC | OS WM |

| | | | | | | |
|---|---|--------|----|----|----|-------|
| C | Central Locking Mobile Pedestal - Pen and Pencil Drawer - 1 Standard Drawer - 1 Deep Filer | 544747 | CI | HM | KC | OS WM |
| D | Central Locking Mobile Pedestal - Floating Pen and Pencil Tray - 1 Standard Drawer - 1 Deep Filer | 544748 | CI | HM | KC | OS WM |
| E | Central Locking Mobile Pedestal - Floating Pen and Pencil Tray - 3 Standard Drawers | 544749 | CI | HM | KC | OS WM |
| F | Desktop Open Storage Box 800x350 | 546608 | CI | HM | KC | OS WM |

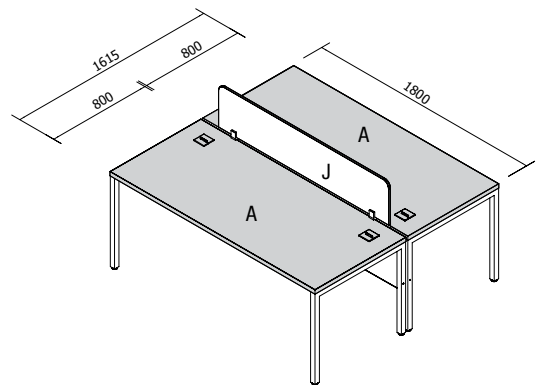
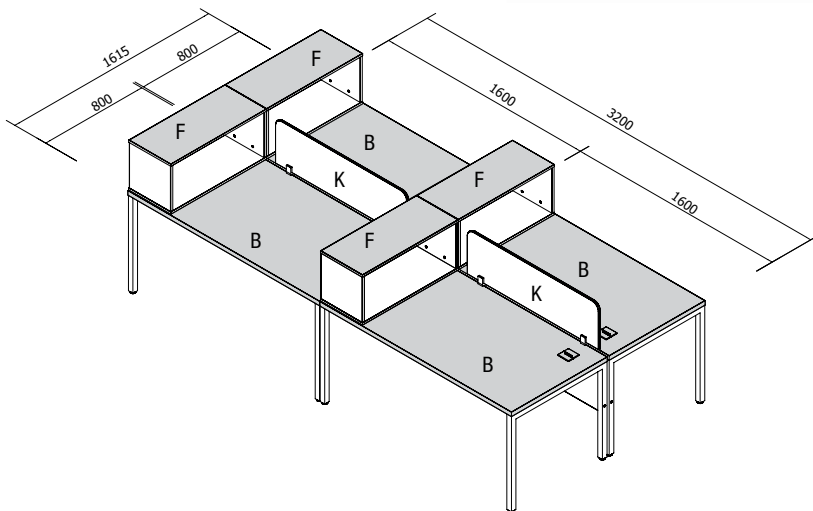


Fabric

| | | | | |
|-------|-----|------------|-------------|------------|
| 02 | 05 | 6A | 9H | BS |
| Black | Red | Lime Green | Petrol Blue | Light Grey |

Melamine

| | | | | |
|---------|----------------|--------------|------------|-------|
| CI | HM | KC | OS | WM |
| Coimbra | Harvard Cherry | Smoked Cedar | Summer Oak | Wenge |



All sizes are shown in millimeters
* Images not shown

| | | | | | | | |
|---|--|--------|----|----|----|----|----|
| G | Roller Door Credenza 900x600 - Including Shelf | 542971 | CI | HM | KC | OS | WM |
| H | Roller Door Pedenza 900x600 - 2 Drawers - Including Shelf - Drawers on LHS | 546603 | CI | HM | KC | OS | WM |
| I | Roller Door Pedenza 900x600 - 2 Drawers - Including Shelf - Drawers on RHS | 544750 | CI | HM | KC | OS | WM |

| | | | | | | | |
|---|--|--------|----|----|----|----|----|
| J | BFM Desk-based Screen 1500x345 - To be used with 1800 Desk when Using Storage Boxes or 1800/1600 with No Storage Boxes - Including Brackets - Fabric | 544784 | 02 | 05 | 9H | 6A | BS |
| K | BFM Desk-based Screen 1100x345 - To be used with 1600 Desk when Using Storage Boxes - Including Brackets - Fabric | 544786 | 02 | 05 | 9H | 6A | BS |

“ **GROWTH** is
never by mere chance,
it is the **RESULT** of
forces working **TOGETHER**”

JAMES CASH PENNEY

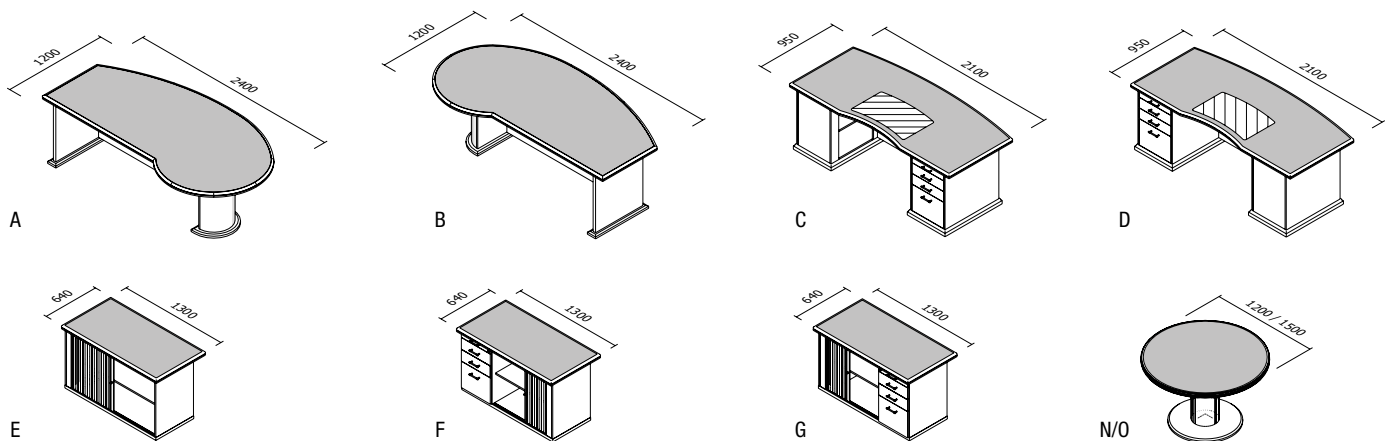




veneer DESKING



VENEER: Titan



VENEER: Titan

| | | | |
|---|---|-----------------|-----------------|
| A | Executive Desk 2400x1200 - LHS | 540373VC | 541717VY |
| B | Executive Desk 2400x1200 - RHS | 541737VC | 541718VY |
| C | Bowfront Desk 2100x950 - Inlay - LHS - Drawers on RHS | 540386VC | 541743VY |
| D | Bowfront Desk 2100x950 - Inlay - RHS - Drawers on LHS | 541752VC | 541744VY |
| E | Roller Door Credenza 1300x640 - Empty | 540374VC | 541725VY |

| | | | |
|---|---|-----------------|-----------------|
| F | Pedenza 1300x640 - Including Shelf - Drawers on LHS | 540376VC | 541719VY |
| G | Pedenza 1300x640 - Including Shelf - Drawers on RHS | 541738VC | 541720VY |
| H | Wall Unit 2000Hx900Wx450D - Open Top | 540431VC | 542556VY |
| I | Wall Unit 2000Hx900Wx450D - Full Glass Doors | 541474VC | 542558VY |
| J | Bookcase Floor-standing - Glass and Solid Hinged Doors 1200Hx1850Wx470D | 546404VC | 546405VY |
| K | 4 Drawer Filing Cabinet 1380Hx520Wx650D | 544318VC | 544319VY |



Steel

Veneer



Charcoal



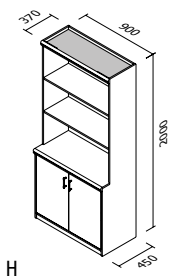
Black



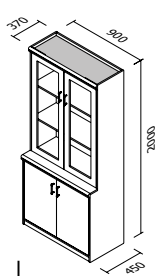
Cherry



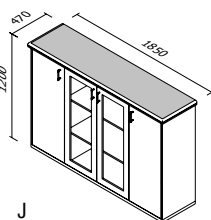
Mahogany



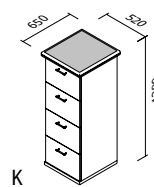
H



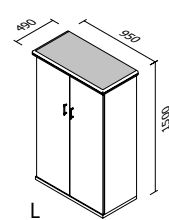
I



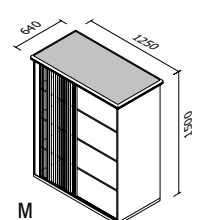
J



K



L

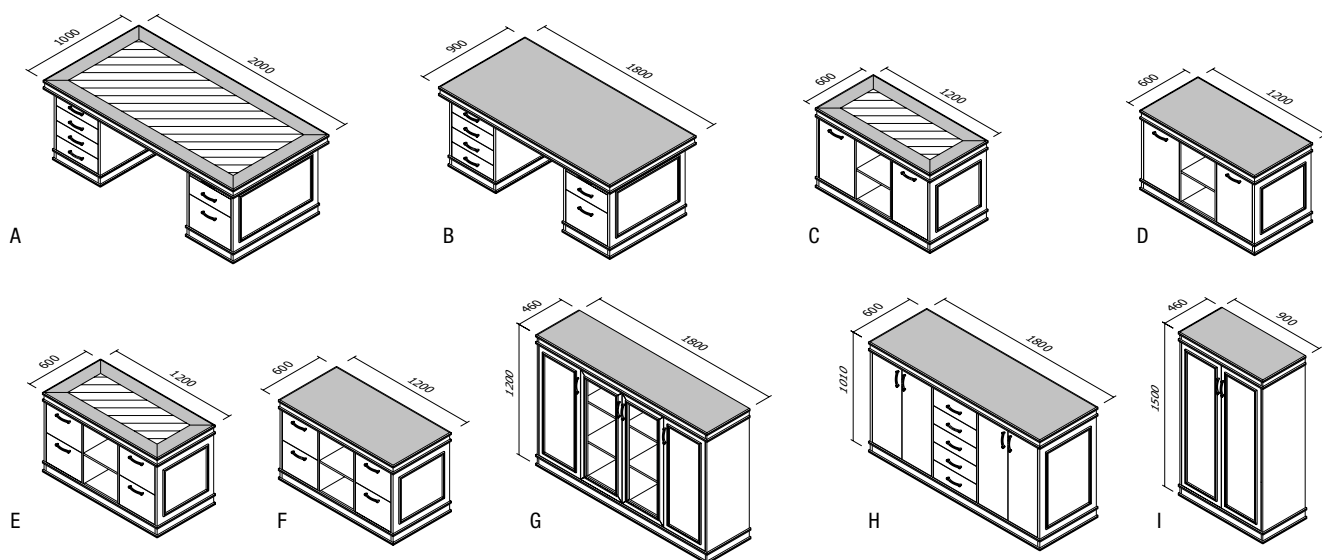


M

All sizes are shown in millimeters
* Images not shown

| | | | |
|---|--|----------|----------|
| L | Hinged Door Systems Cupboard 1500Hx950Wx490D - Empty | 544321VC | 544322VY |
| M | Roller Door Systems Cupboard 1500Hx1250Wx640D - Empty | 540378VC | 541728VY |
| N | Round Conference Table 1200 diameter - Titan Leg - 4 Seater | 542081VC | 541731VY |
| O | Round Conference Table 1500 diameter - Titan Leg - 6 Seater | 541740VC | 541732VY |

| | | | |
|---|--|----------|----------|
| * | Steel Shelf 865x400 (900) | 540155GS | 540155KK |
| * | Steel Pull-out Cradle 825x400 (900) - Slides | 540156GS | 540156KK |
| * | Steel Shelf 1065x450 (1200) | 540161GS | 540161KK |
| * | Steel Pull-out Cradle 1025x450 (1200) - Slides | 540162GS | 540162KK |



| | | | |
|----------|---|----------|----------|
| | | | |
| A | Double Pedestal Desk 2000x1000 - with Inlay | 5463885I | 544342VY |
| * | Double Pedestal Desk 2000x1000 - Plain Top | 5463895I | 544344VY |
| * | Double Pedestal Desk 1800x900 - with Inlay | 5463905I | 544346VY |
| B | Double Pedestal Desk 1800x900 - Plain Top | 5463915I | 544348VY |
| C | Combination Credenza with Hinged Doors and Centre Shelf - 1200x600 - With Inlay | 5463925I | 544350VY |
| D | Combination Credenza with Hinged Doors and Centre Shelf - 1200x600 - Plain Top | 5463935I | 544352VY |
| E | Combination Credenza with Filing Drawers and Centre Shelf - 1200x600 - with Inlay | 5463945I | 544354VY |
| F | Combination Credenza with Filing Drawers and Centre Shelf - 1200x600 - Plain Top | 5463955I | 544356VY |
| G | Bookcase Floor-standing - with Glass and Solid Hinged Doors 1200Hx1800Wx460D | 5463965I | 544481VY |



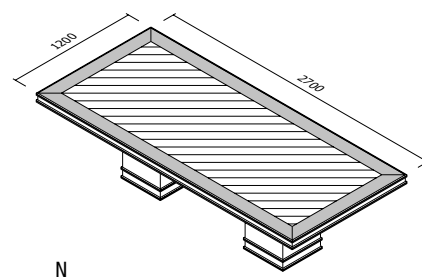
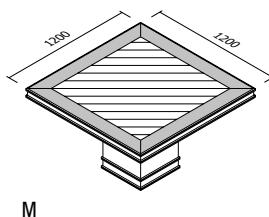
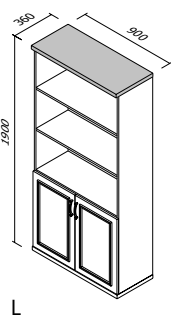
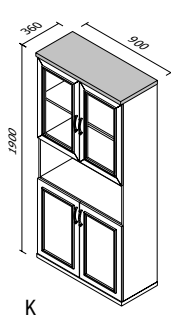
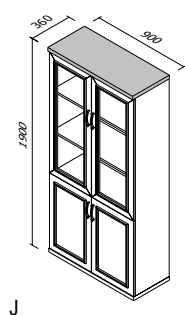
Veneer



Antique Oak



Mahogany

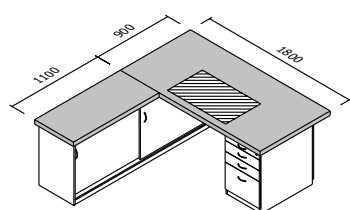


All sizes are shown in millimeters
* Images not shown

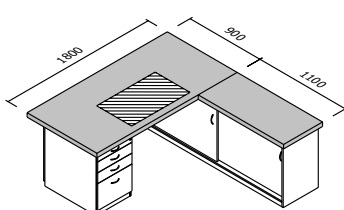
| | | | |
|---|--|----------|----------|
| H | Server Unit - 5 Drawers - 4 Doors - 1010Hx1800Wx600D | 5464035I | 544764VY |
| I | Hinged Door Systems Cupboard 1500Hx900Wx460D - 3 Wooden Shelves | 5463975I | 544483VY |
| J | Wall Unit 1900Hx900Wx360D - Full Glass Doors | 5463985I | 544362VY |
| K | Wall Unit 1900Hx900Wx360D - Half Glass Doors | 5463995I | 544360VY |
| L | Wall Unit 1900Hx900Wx360D - Open Top | 5464005I | 544358VY |

| | | | |
|---|--|----------|----------|
| M | Square Conference Table 1200x1200 - Square Box Base - with Inlay - 4 Seater | 5464015I | 544364VY |
| N | Rectangular Conference Table 2700x1200 - Square Box Base - with Inlay - 8-10 Seater | 5464025I | 544366VY |

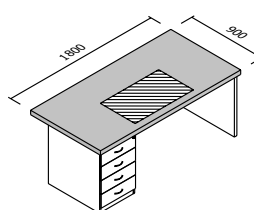
VENEER: Eden



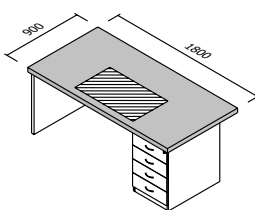
A



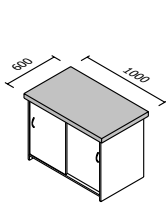
B



C



D



E

VENEER: Eden

| | | | | |
|---|--|----------|----------|----------|
| A | L-Combination Desk 1800x2000 - LHS - with Inlay | 542623VC | 542594VO | 542565VY |
| B | L-Combination Desk 1800x2000 - RHS - with Inlay | 542647VC | 542589VO | 542618VY |
| C | Single Pedestal Desk 1800x900 - RHS - Drawers on LHS - with Inlay | 542626VC | 542597VO | 542568VY |
| D | Single Pedestal Desk 1800x900 - LHS - Drawers on RHS - with Inlay | 542627VC | 542598VO | 542569VY |

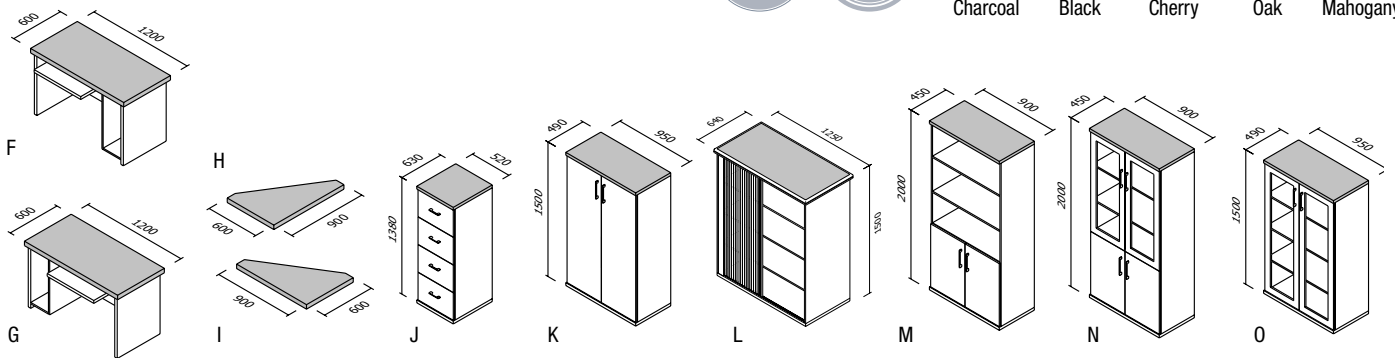
| | | | | |
|---|---|----------|----------|----------|
| E | Sliding Door Credenza 1000x600 - Including Shelf | 542629VC | 542600VO | 542571VY |
| F | L-Extension 1200x600 - Keyboard Tray and CPU - RHS | 542630VC | 542601VO | 542572VY |
| G | L-Extension 1200x600 - Keyboard Tray and CPU - LHS | 544339VC | 544337VO | 544338VY |
| H | 90 Degree Link 900x600 - LHS | 542632VC | 542603VO | 542574VY |
| I | 90 Degree Link 900x600 - RHS | 542633VC | 542604VO | 542575VY |
| J | 4 Drawer Filing Cabinet 1380Hx520Wx630D | 544318VC | 544317VO | 544319VY |



Steel

Veneer

| | | | | |
|----------|-------|--------|-----|----------|
| GS | KK | VC | VO | VY |
| Charcoal | Black | Cherry | Oak | Mahogany |

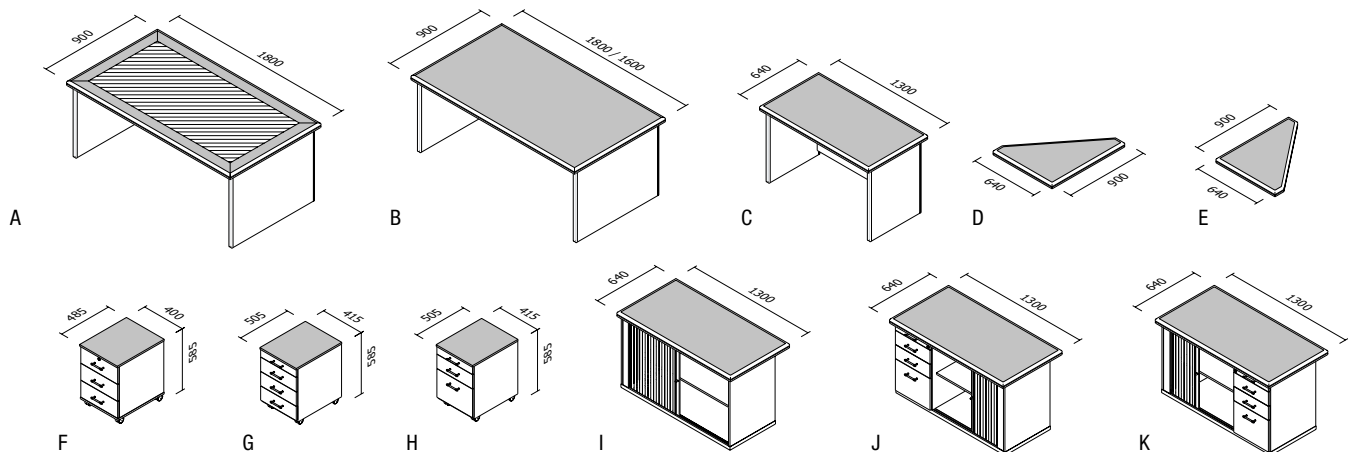


All sizes are shown in millimeters
* Images not shown

| | | | | |
|---|--|----------|----------|----------|
| K | Hinged Door Systems Cupboard 1500Hx950Wx490D - Empty | 544321VC | 544320VO | 544322VY |
| L | Roller Door Systems Cupboard 1500Hx1250Wx640D - Empty | 544324VC | 544323VO | 544325VY |
| M | Wall Unit 2000x900x450 - Open Top - 2000Hx900Wx450D | 540431VC | 540410VO | 542556VY |
| N | Wall Unit 2000x900x450 - Full Glass Doors - 2000Hx900Wx450D | 541474VC | 541472VO | 542558VY |

| | | | | |
|---|---|----------|----------|----------|
| O | 4 Tier Bookcase 1500Hx950Wx490D - Glass Hinged Doors - 3 Shelves | 546520VC | 546521VO | 546522VY |
| * | Steel Shelf 865x400 (900) | 540155GS | 540155KK | |
| * | Steel Pull-out Cradle 825x400 (900) - Slides | 540156GS | 540156KK | |
| * | Steel Shelf 1065x450 (1200) | 540161GS | 540161KK | |
| * | Steel Pull-out Cradle 1025x450 (1200) | 540162GS | 540162KK | |

VENEER: Classique



| VENEER: Classique | | | | |
|----------------------------|----------------------------------|----------|----------|----------|
| A | Desk Shell 1800x900 - Inlay | 546410VC | 546409VO | 546411VY |
| B | Desk Shell 1800x900 - Plain Top | 546413VC | 546412VO | 546414VY |
| B | Desk Shell 1600x900 - Plain Top | 546416VC | 546415VO | 546417VY |
| C | L-Extension 1300x640 - Plain Top | 546419VC | 546418VO | 546420VY |
| D | 90 Degree Link 900x640 - LHS | 546422VC | 546421VO | 546423VY |
| E | 90 Degree Link 900x640 - RHS | 546425VC | 546424VO | 546426VY |

| | | | | |
|---|--|----------|----------|----------|
| F | Top Drawer Locking Mobile Pedestal - 3 Drawers | 541778VC | 540407VO | 542553VY |
| G | Central Locking Mobile Pedestal - Pen and Pencil Drawer - 3 Standard Drawers | 540426VC | 540405VO | 542551VY |
| H | Central Locking Mobile Pedestal - Pen and Pencil Drawer - 1 Standard Drawer - 1 Deep Filing Drawer | 540427VC | 540406VO | 542552VY |
| I | Roller Door Credenza 1300x640 - Empty | 540430VC | 540409VO | 542555VY |



Steel

GS
Charcoal

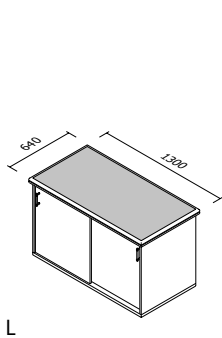
KK
Black

VC
Cherry

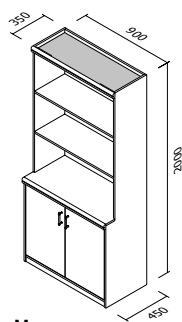
Veneer

VO
Oak

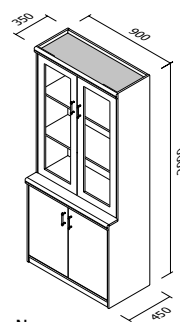
VY
Mahogany



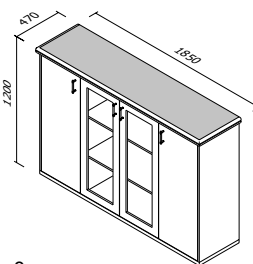
L



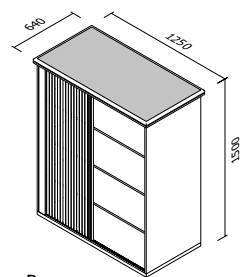
M



N



O



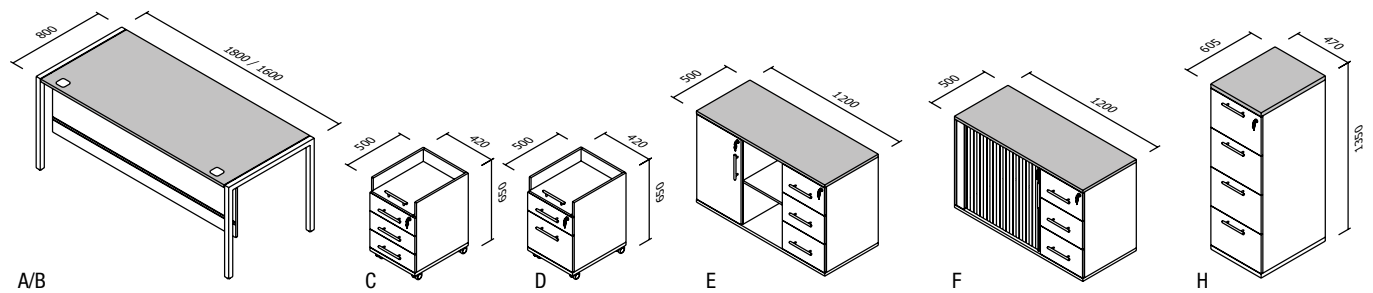
P

All sizes are shown in millimeters
* Images not shown

| | | | | |
|---|--|----------|----------|----------|
| J | Pedenza 1300x640 - Drawers on LHS | 544327VC | 544326VO | 544328VY |
| K | Pedenza 1300x640 - Drawers on RHS | 544330VC | 544329VO | 544331VY |
| L | Sliding Door Credenza 1300x640 - Including Shelf | 540429VC | 540408VO | 542554VY |
| M | Wall Unit 2000Hx900Wx450D - Open Top | 540431VC | 540410VO | 542556VY |
| N | Wall Unit 2000Hx900Wx450D - Full Glass Doors | 541474VC | 541472VO | 542558VY |

| | | | | |
|---|---|----------|----------|----------|
| O | Bookcase Floor-standing - Glass and Solid Hinged Doors 1200Hx1850Wx470D | 546404VC | 546427VO | 546405VY |
| P | Roller Door Systems Cupboard 1500Hx1250Wx640D - Empty | 544324VC | 544323VO | 544325VY |
| * | Steel Shelf 1065x450 (1200) | 540161GS | 540161KK | |
| * | Steel Pull-out Cradle 1025x450 (1200) | 540162GS | 540162KK | |

VENEER: Concerto



Square Steel Frame - 38x38mm

| VENEER: Concerto | | | | |
|------------------|--|--------|----|----|
| A | Managerial Desk 1800x800 - Including Steel Leg System and Modesty Panel - Cable Management Ports - Adjustable Feet | 546635 | 6l | 7l |
| B | Managerial Desk 1600x800 - Including Steel Leg System and Modesty Panel - Cable Management Ports - Adjustable Feet | 546621 | 6l | 7l |
| C | Central Locking Mobile Pedestal - Floating Pen and Pencil Tray - 3 Standard Drawer - with Open Tray Top Area | 546622 | 6l | 7l |

| | | | | |
|---|---|--------|----|----|
| D | Central Locking Mobile Pedestal - Floating Pen and Pencil Tray - 1 Standard Drawer - 1 Deep Filer - with Open Tray Top Area | 546623 | 6l | 7l |
| E | Combination Credenza - 1200x500 - with Open Shelf Area - Drop In Pencil Tray - Hinged Door and 3 Standard Drawers on RHS | 546624 | 6l | 7l |
| * | Combination Credenza - 1200x500 - with Open Shelf Area - Drop In Pencil Tray - Hinged Door and 3 Standard Drawers on LHS | 546625 | 6l | 7l |



Veneer

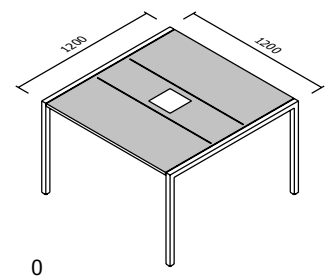
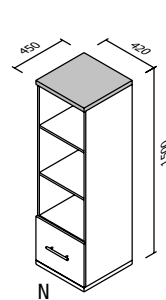
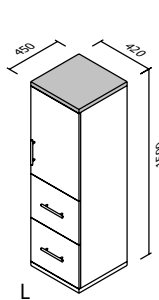
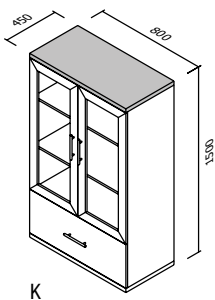
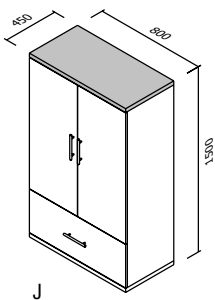
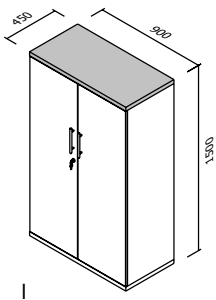


6I
Monocote
White Oak



7I
Monocote
Castle
Brown
Oak

Also available in selected Melamine finishes

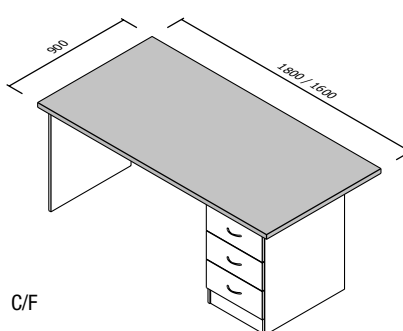
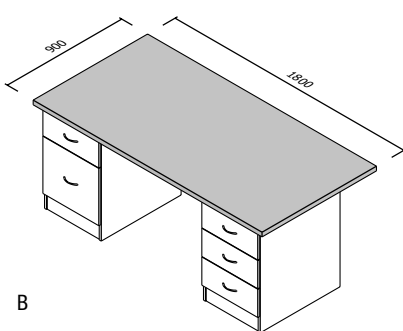
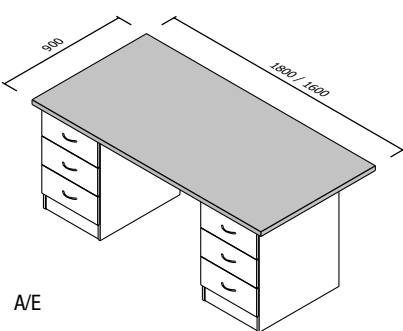


All sizes are shown in millimeters
* Images not shown

| | | | | |
|---|--|--------|----|----|
| F | Roller Door Pedenza - 1200x500 - Including Shelf - Drawers on RHS | 546626 | 6I | 7I |
| G | Roller Door Pedenza - 1200x500 - Including Shelf - Drawers on LHS | 546627 | 6I | 7I |
| H | 4 Drawer Filing Cabinet 1350Hx470Wx605D | 546628 | 6I | 7I |
| I | Hinged Door Systems Cupboard 1500Hx900Wx450D - Including 3 Shelves | 546629 | 6I | 7I |
| J | Closed Door Combination Unit with Bottom Filing Drawer - 1500Hx800Wx450D | 546630 | 6I | 7I |

| | | | | |
|---|---|--------|----|----|
| K | Framed Glass Door Combination Unit with Bottom Filing Drawer - 1500Hx800Wx450D | 546631 | 6I | 7I |
| L | Single Hinged Door Combination Unit with 2 Filing Drawers - 1500Hx420Wx450D - RHS | 546632 | 6I | 7I |
| M | Single Hinged Door Combination Unit with 2 Filing Drawers - 1500Hx420Wx450D - LHS | 546669 | 6I | 7I |
| N | Single Open Tier Combination Unit with Bottom Filing Drawer - 1500Hx420Wx450D | 546633 | 6I | 7I |
| O | Square Conference Table - 1200x1200 - Steel Frame - Glass Inlay - 4 Seater | 546634 | 6I | 7I |

VENEER: Senator



VENEER: Senator

| | | | | |
|---|------------------------|--------|----|----|
| A | 6 Drawer Desk 1800x900 | 540454 | VO | VY |
| B | 5 Drawer Desk 1800x900 | 540455 | VO | VY |

| | | | | |
|---|---|--------|----|----|
| C | 3 Drawer Desk 1800x900 - LHS - Drawers on RHS | 540456 | VO | VY |
| D | 3 Drawer Desk 1800x900 - RHS - Drawers on LHS | 540457 | VO | VY |
| E | 6 Drawer Desk 1600x900 | 540458 | VO | VY |



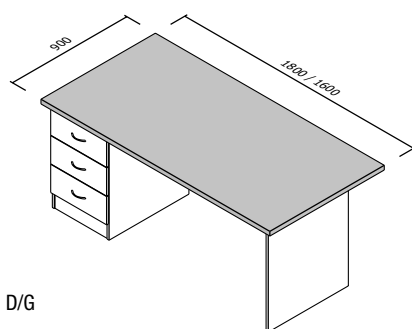
Veneer



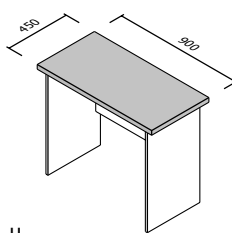
Oak



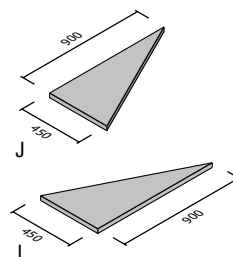
Mahogany



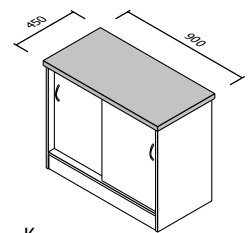
D/G



H



I



K

All sizes are shown in millimeters
* Images not shown

| | | | | |
|---|---|--------|----|----|
| F | 3 Drawer Desk 1600x900 - LHS - Drawers on RHS | 540459 | VO | VY |
| G | 3 Drawer Desk 1600x900 - RHS - Drawers on LHS | 540460 | VO | VY |
| H | L-Extension 900x450 | 540461 | VO | VY |

| | | | | |
|---|---|--------|----|----|
| I | 90 Degree Link 900x450 - LHS | 540463 | VO | VY |
| J | 90 Degree Link 900x450 - RHS | 540464 | VO | VY |
| K | Sliding Door Credenza 900x450 - Including Shelf | 540462 | VO | VY |

VENEER: Boardrooms



| VENEER: Boardrooms | | | | |
|--------------------|---|----------|----------|----------|
| A | Round Conference Table 1200 Diameter - X-Base- 4 Seater | 540529VC | 540528VO | 540531VY |
| B | Executive Hexagonal Conference Table 1500x1300 - Barrel Base - 6 Seater | 540533VC | 540532VO | 540535VY |
| C | Barrel-shape Conference Table 2400x1200 - 2 V-Legs - 8 Seater | 540537VC | 540536VO | 540539VY |
| D | Executive Rectangular Conference Table 2400x1200 - Panel Leg - 8 Seater | 541480VC | 541677VO | 542560VY |
| E | Executive D-End Conference Table 2400x1200 - Inlay - Titan Leg - 8 Seater | 541102VC | 546500VO | 541733VY |

D



E



F



Veneer



Cherry



Oak



Mahogany

All sizes are shown in millimeters
* Images not shown

| | | | | |
|---|---|----------|----------|----------|
| F | Executive D-End Conference Table 2400x1200 - Plain Top - Titan Leg - 8 Seater | 540381VC | 546501VO | 541734VY |
| * | Executive D-End Conference Table 2800x1200 - Inlay - Titan Leg - 8-10 Seater | 541741VC | 546502VO | 541735VY |

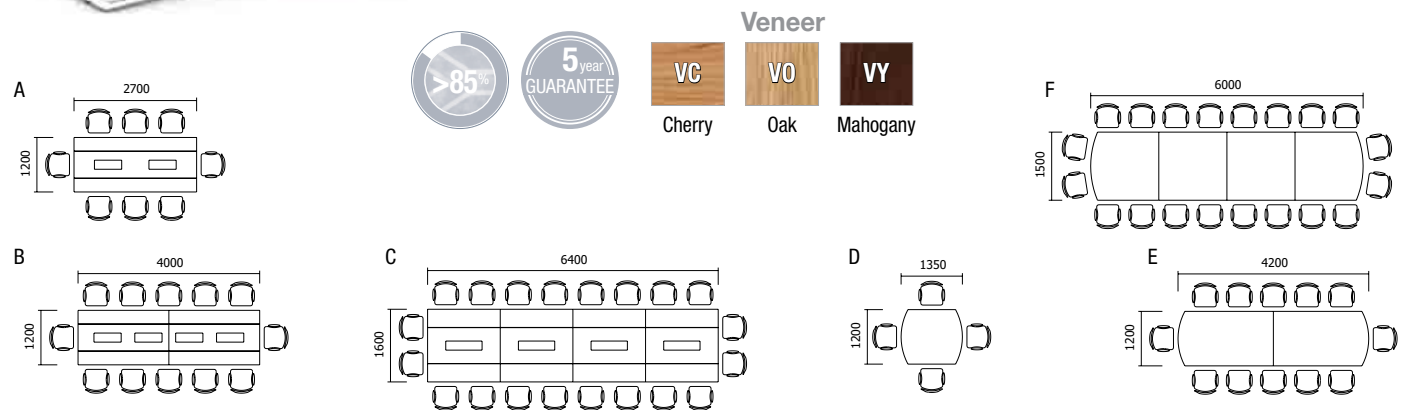
| | | | | |
|---|--|----------|----------|----------|
| * | Executive D-End Conference Table 2800x1200 - Plain Top - Titan Leg - 8-10 Seater | 541742VC | 546503VO | 541736VY |
|---|--|----------|----------|----------|

veneer: Boardrooms

Runway



Da Vinci



VENEER: Boardrooms

Runway Conference Table


| | | | | |
|---|--|----------|----------|----------|
| A | 2700x1200 - Slab Legs - 2 Piece Glass Inlay - 8 Seater | 543556VC | 543554V0 | 543555VY |
| B | 4000x1200 - Slab Legs - 4 Piece Glass Inlay - 12 Seater | 543560VC | 543558V0 | 543559VY |
| * | 4800x1600 - Slab Legs - 3 Piece Glass Inlay - 14-16 Seater | 543564VC | 543562V0 | 543563VY |
| C | 6400x1600 - Slab Legs - 4 Piece Glass Inlay - 18-20 Seater | 543568VC | 543566V0 | 543567VY |

Da Vinci Conference Table

| | | | | |
|---|---|----------|----------|----------|
| D | 1350x1200 - Box Pedestal Leg - 4 Seater | 543572VC | 543570V0 | 543571VY |
| * | 2700x1200 - Box Pedestal Legs - 8 Seater | 543663VC | 543661V0 | 543662VY |
| E | 4200x1200 - Box Pedestal Legs - 12 Seater | 543667VC | 543665V0 | 543666VY |
| * | 4500x1500 - Box Pedestal Legs - 14-16 Seater | 543671VC | 543669V0 | 543670VY |
| F | 6000x1500 - Box Pedestal Legs - 18-20 Seater | 543675VC | 543673V0 | 543674VY |

To ensure that your boardroom table fits perfectly into the space you have available, request an Auto-cad drawing from one of our consultants showing the correct dimensions.

GI



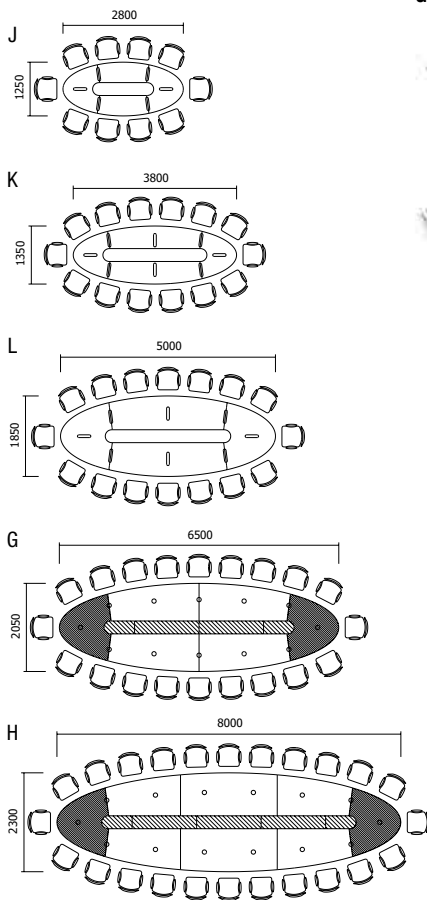
GI



OLE



All sizes are shown in millimeters
* Images not shown



GI Conference Table - Black Acrylic Inlay

| | | | |
|---------------------------------------|----------|----------|----------|
| * 2800x1250 - Pole Legs - 8-10 Seater | 541803VC | 541891VO | 545010VY |
| * 3300x1300 - Pole Legs - 10 Seater | 541804VC | 541892VO | 545011VY |
| * 3800x1350 - Pole Legs - 12 Seater | 541805VC | 541893VO | 545012VY |
| * 4500x1800 - Pole Legs - 14 Seater | 541870VC | 541894VO | 545013VY |
| * 5000x1850 - Pole Legs - 16 Seater | 541871VC | 541895VO | 544904VY |
| * 6000x2000 - Pole Legs - 18 Seater | 541872VC | 541896VO | 544905VY |
| G 6500x2050 - Pole Legs - 20 Seater | 541873VC | 541897VO | 544906VY |
| * 7500x2200 - Pole Legs - 22 Seater | 541874VC | 541898VO | 544907VY |
| H 8000x2300 - Pole Legs - 24 Seater | 541875VC | 541899VO | 544908VY |
| * 9500x2400 - Pole Legs - 28 Seater | 541876VC | 541900VO | 544909VY |

OLE Conference Table - Veneer Tops Only

| | | | |
|---|----------|----------|----------|
| J 2800x1250 - 6 Slab Legs - 8-10 Seater | 541878VC | 541951VO | 544912VY |
| * 3300x1300 - 8 Slab Legs - 10 Seater | 541879VC | 541952VO | 544913VY |
| K 3800x1350 - 8 Slab Legs - 12 Seater | 541880VC | 541953VO | 544914VY |
| * 4500x1800 - 8 Slab Legs - 14 Seater | 541881VC | 541954VO | 544915VY |
| L 5000x1850 - 8 Slab Legs - 16 Seater | 541882VC | 541955VO | 544916VY |
| * 6000x2000 - 12 Slab Legs - 18 Seater | 541883VC | 541956VO | 544917VY |
| * 6500x2050 - 12 Slab Legs - 20 Seater | 541884VC | 541957VO | 544918VY |
| * 7500x2200 - 12 Slab Legs - 22 Seater | 541885VC | 541958VO | 544919VY |
| * 8000x2300 - 14 Slab Legs - 24 Seater | 541886VC | 541959VO | 544920VY |
| * 9500x2400 - 16 Slab Legs - 28 Seater | 541887VC | 541960VO | 544921VY |


VENEER: Accessories

5I
VC
VO
VY



5465435I Single Wooden Letter Tray
540610VC
540609VO
540612VY

5I
VC
VO
VY



5465445I Wooden Waste Bin
540614VC
540613VO
540616VY

5I
VC
VO
VY



5465425I Dumb Valet
542742VC
542741VO
546661VY

5I
VC
VO
VY



5465415I Executive Hat and Coat Stand 1760H
543447VC
543446VO
543449VY

GL
VC
VO
VY



544486VC 2 Tier Bookcase 900Hx900Wx360D
- Including 1 Shelf
540596VO
544488VY
540600GL Glass Sliding Door for 2 Tier Bookcase*

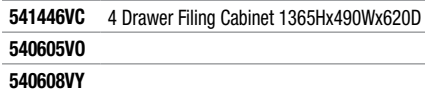
GL
VC
VO
VY




544380VC 3 Tier Bookcase 1200Hx900Wx360D
- 2 Shelves
540591VO
544382VY
540595GL Glass Sliding Door for 3 Tier Bookcase*

** Images not shown*

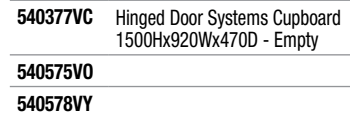
VC VO VY



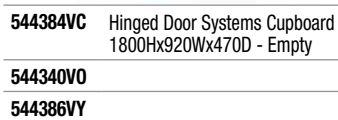
VC VO VY



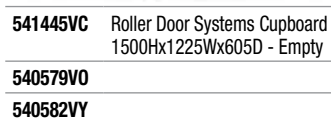
VC VO VY



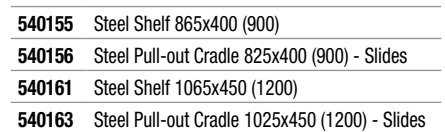
VC VO VY



VC VO VY




GS KK



“Remember **HAPPINESS**
doesn't depend upon who
you are or what you have;
it depends solely on
WHAT YOU THINK”





optiplan SPECIALISED FILING

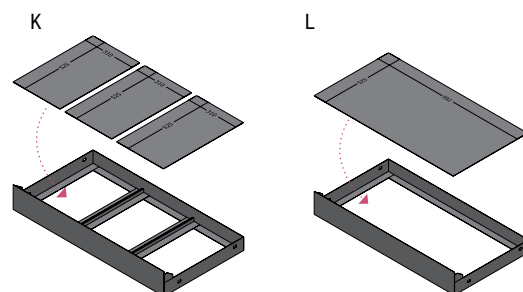


OPTIPLAN: Top Retrieval Units

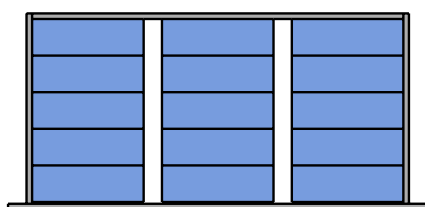


- **Consulting Services:** We offer consulting services to ensure that we find the intelligent solution for your paper-based information.
- **Free assessment:** Evaluation of your needs to recommend the best solution for you.
- **Space utilisation:** How to make the best use of your space to save you money.
- **Implementation:** Puts the recommended plans into action through fluid installation and provides training for all who use the system.
- **Conversion:** We help you convert from conventional filing.
- **Maintenance programme:** An after-sales commitment to maximise the true benefits of your Optiplan filing solution and deliver return on your investment.

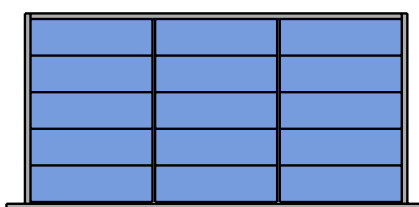
Call us today and one of our consultants will help you move to the intelligent, modern world of filing with Optiplan.



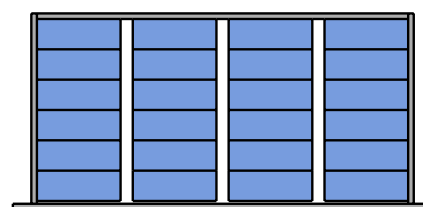
Top View of Drawers Configuration




A4 Container



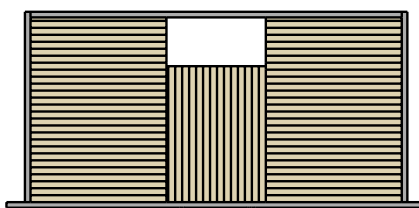
Foolscap Container



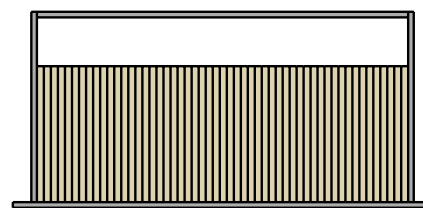
A5 Container



A4 Hanging Files



Foolscap Hanging Files



Foolscap Hanging Files - Left to Right with Tabs
"Not Facing User"

OPTIPLAN: W-Range Top Retrieval Cabinet

| | | |
|---|---|--------|
| A | W-Range 2 Drawer A4 - 32mm Top 1120x620x732H | 520527 |
| B | W-Range 2 Drawer A4 Hanging - 32mm Top 1200x620x732H | 520767 |
| C | W-Range 3 Drawer A4 - 32mm Top 1120x620x988H | 520529 |
| D | W-Range 3 Drawer A4 Hanging - 32mm Top 1200x620x1244H | 520768 |
| E | W-Range 4 Drawer A4 - 32mm Top 1120x620x1244H | 520530 |
| F | W-Range 4 Drawer A4 Hanging - 32mm Top 1200x620x1402H | 520769 |

| | | |
|---|---|--------|
| G | W-Range 5 Drawer Short A4 - 32mm Top 1120x620x1402H | 520532 |
| G | Econo 5 Drawer Short A4 - 32mm Top 1120x620x1402H | 520771 |
| H | W-Range 5 Drawer A4 - 32mm Top 1120x620x1500H | 520531 |
| I | W-Range 5 Drawer A4 Hanging - 32mm Top 1200x620x1658H | 520770 |
| J | W-Range 6 Drawer A4 - 32mm Top 1120x620x1658H | 520533 |
| K | Accessories Optiplan 620 A4 Base Plate | 520265 |
| L | Accessories Optiplan 621 Full Base Plate | 520266 |

OPTIPLAN: Top Retrieval Units



Melamine



White



Coimbra



Cherry



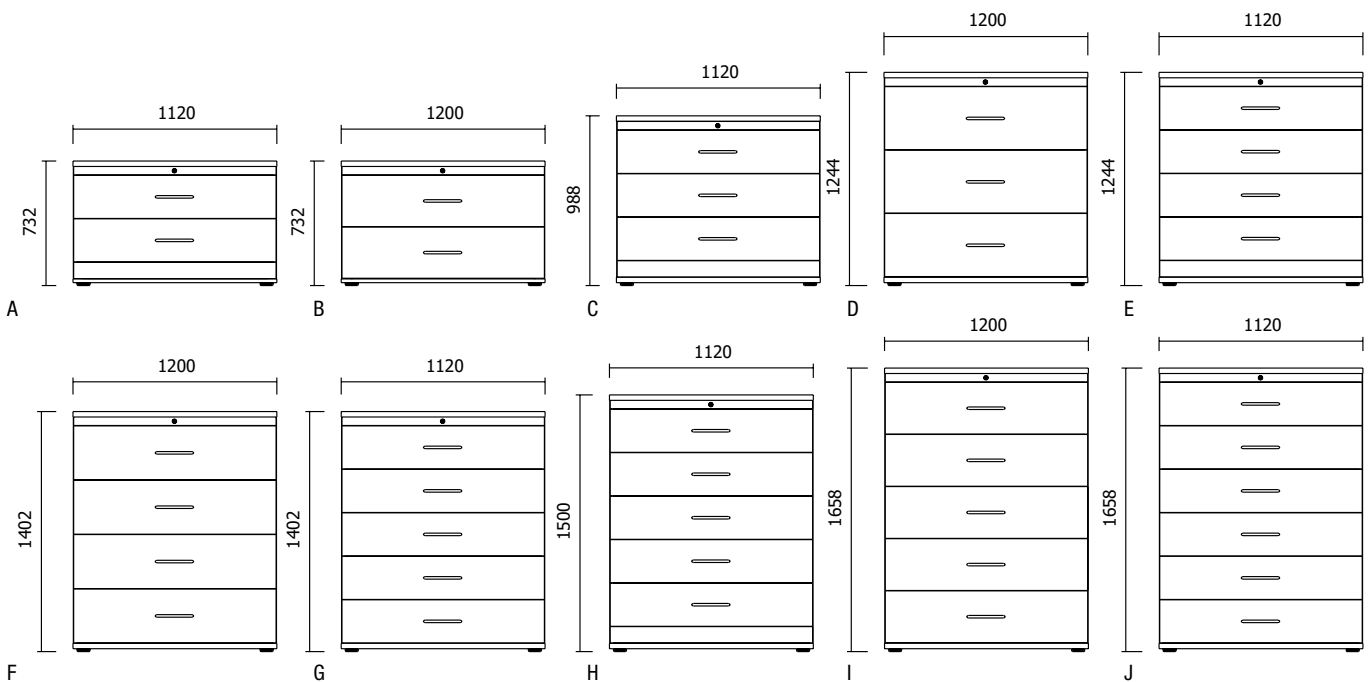
Natural
Oak



Mahogany



Summer
Oak



OPTIPLAN: Mobile Units & Accessories



Why consider Hi-Density?

- It allows the user to make use of vertical height – costly floorspace is maximised.
- Allows the user a myriad of internal component combinations, dependent on the storage application.
- Internal components can be simply adjusted at any time making use of multiple setting options on the side of the cabinet.
- A variety of finish options are available to enhance the overall aesthetic of the area in which the cabinets are being installed.

Handles



Black Handle



Silver Handle



Chain Drive
(Optional Extra)

Melamine Cladding



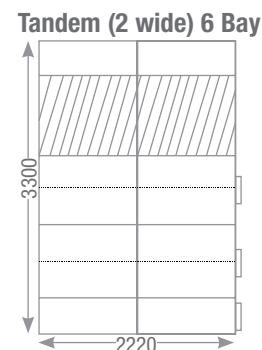
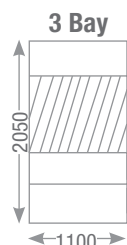
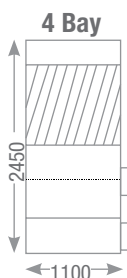
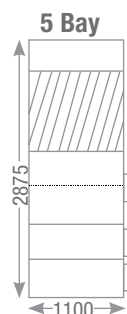
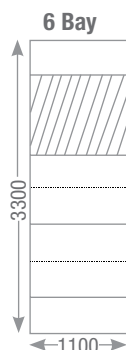
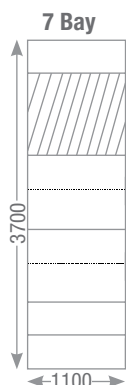
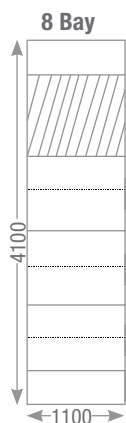
Cherry



Oak



Mahogany



NOTE:

- Sizes above - Calculated using 400mm deep units.
- 360mm units are also available.
- Infinite possibilities are available dependent on floor space.
- Fire-resistant cladding available on request.

NOTE:

- Tandem Bays (2,3,4 etc. Wide) are available in all combination of Bays ie. 2,3,4,5,6 etc. Bays.
- Infinite possibilities are available dependent on floor space.

OPTIPLAN: Mobile Units

*All Bays are Supplied Empty

| | |
|--------|--|
| 544033 | High Density 3 Bay Unit 2340x1930x1100 - Grey |
| 544034 | High Density 4 Bay Unit 2340x2290x1100 - Grey |
| 544035 | High Density 5 Bay Unit 2340x2650x1100 - Grey |
| 544036 | High Density 6 Bay Unit 2340x3010x1100 - Grey |
| 544037 | High Density 7 Bay Unit 2340x3370x1100 - Grey |
| 544038 | High Density 8 Bay Unit 2340x3730x1100 - Grey |
| 544039 | High Density 9 Bay Unit 2340x4090x1100 - Grey |
| 544040 | High Density 10 Bay Unit 2340x4450x1100 - Grey |

*All Bays are Supplied Empty

| | |
|--------|--|
| 544071 | High Density 3 Bay Unit 2340x2050x1100 - Grey |
| 544072 | High Density 4 Bay Unit 2340x2450x1100 - Grey |
| 544073 | High Density 5 Bay Unit 2340x2875x1100 - Grey |
| 544074 | High Density 6 Bay Unit 2340x3300x1100 - Grey |
| 544075 | High Density 7 Bay Unit 2340x3700x1100 - Grey |
| 544076 | High Density 8 Bay Unit 2340x4100x1100 - Grey |
| 544077 | High Density 9 Bay Unit 2340x4525x1100 - Grey |
| 544078 | High Density 10 Bay Unit 2340x4925x1100 - Grey |


Each Individual Bay Accommodates the Following:

**A4 Suspended Pockets****Using 5 x Universal Pull-out Cradles**

- Each Cradle accommodates 1.0 L/ Metres of Files
- 5.0 L/Metres of Files per Bay
- We recommend NOT going higher than 5 x Cradles per Bay

And 2 x Shelves

- Accommodates either Lever Arch Files or Archive Boxes

**Foolscap Suspended Pockets****Using 5 x Universal Pull-out Cradles**

- Each Cradle accommodates 1.0 L/ Metres of Files
- 5.0 L/Metres of Files per Bay
- We recommend NOT going higher than 5 x Cradles per Bay

And 2 x Shelves

- Accommodates either Lever Arch Files or Archive Boxes


**Lever Arch Files****Option 1: Using 5 x Shelves/6 Openings**

i.e. NO Shelf Wire Racks

- 6.48 L/Metres of Files per Bay Lever Arch Files
- 78 Lever Arch Files per Bay

Option 2: Using 5 x Shelves/6 Openings and 6 x Shelf Wire Racks

- Each Shelf accommodates 12 x A4 Lever Arch Files
- 72 Lever Arch Files per Bay

**A4 Containers (Pull-out Drawers)****Using 5 x Universal Pull-out Drawers**

- Each Drawer accommodates 9 x A4 Containers
- 45 x A4 Containers per Bay
- We recommend NOT going higher than 5 x Drawers per Bay

And 2 x Shelves


- Accommodates either Lever Arch Files or Archive Boxes

**Off-site Storage Boxes****Option 1: Using 6 x Shelves/7 Openings (with A4 Size Contents in Box)**

- Each Shelf accommodates 2 x Off-site Storage Boxes
- 14 x Off-site Storage Boxes per Bay

Option 2: Using 5 x Shelves/6 Openings (with Lever Arch Files in Box)

- Each Shelf accommodates 2 x Off-site Archive Boxes
- 12 x Off-site Storage Boxes per Bay

**A4 Containers (Shelves)****Using 7 x Shelves/8 Openings**

- Each Shelf accommodates 10 x A4 Containers
- 80 x A4 Containers per Bay
- We recommend using Hold-It Labels on the sides of the containers

**Archive Boxes****Using 6 x Shelves/7 Openings**

- Each Shelf accommodates 9 x Standard Archive Boxes
- 63 x Standard Archive Boxes per Bay OR
- Each Shelf accommodates 5 x Jumbo Archive Boxes
- 35 x Jumbo Archive Boxes per Bay

**Lateral Shelf Files****Using 7 x Shelves/8 Openings and 8 x Shelf Wire Racks**

- Each Shelf accommodates 1.08 L/ Metres of Files
- 8.64 L/Metres of Files per Bay




101

The Intelligent High Density Filing Solution

- For those organisations that have plenty of filing to store, the Optiplan High Density Filing system provides the perfect solution.
- Reduces floor space by 60%.
- Files high volumes of paper.
- Configures existing space into any form or size.

- An optional chain drive mechanism allows a single person to move tons of filing with ease.
- Scalable – additional bays can be added as you need additional storage space.
- Central locking to secure your documents.
- Customised décor features allow graphics or cladding to match your office décor.



A - 544047 High Density Shelf for 360(d) Cabinet - Grey

544085 High Density Shelf for 400(d) Cabinet - Grey

B - 544048 High Density Shelf Wire Rack for 360(d) Cabinet - Grey

544086 High Density Shelf Wire Rack for 400(d) Cabinet - Grey



544052 High Density Pull-out Cradle - A4 Filing Only for 360(d) Cabinet - Grey



544050 High Density Pull-out Working Shelf for 360(d) Cabinet - Grey

544088 High Density Pull-out Working Shelf for 400(d) Cabinet - Grey



544049 High Density Lockable Shelf Door - Top and Bottom, Sides, Lockable Door, 1 Lock, Door Stabiliser for 360(d) Cabinet - Grey

544087 High Density Lockable Shelf Door - Top and Bottom, Sides, Lockable Door, 1 Lock, Door Stabiliser for 400(d) Cabinet - Grey



544089 High Density Pull-out Drawer for 400(d) Cabinet - Grey



544090 High Density Pull-out Cradle Universal for 400(d) Cabinet - Grey



544091 High Density Pull-out Stationery Drawer for 400(d) Cabinet - Grey



544070 Step Stool with Retractable Brake Wheel

OPTIPLAN: Mobile Units Accessories*

544095 High Density Suspended Cradle Static for 400(d) Cabinet - Grey

544059 High Density Shelf Divider 200mm for 360(d) Cabinet - Grey

544097 High Density Shelf Divider 200mm for 400(d) Cabinet - Grey

544060 High Density Shelf Divider 350mm for 360(d) Cabinet - Grey

544098 High Density Shelf Divider 350mm for 400(d) Cabinet - Grey

544061 High Density Set of Metal Sliding Doors - Grey

544062 High Density Set of Full Height Metal Swing Doors - Grey

544065 High Density Hasp and Staple


544067 High Density Chain Drive

544092 High Density Pull-out CD Tray Including CD Trays and Pressure Plate for 400(d) Cabinet - Grey

544093 High Density Pull-out Plan File Cradle - A0 Plans for 400(d) Cabinet - Grey




*Image not shown on page



520104 Lightweight File with Flap - Kraft - 120gsm - A4 - 50 Sheets - Pack of 100 - Ref 405




520105 Lightweight File with Flap - Cream - 120gsm - A4 - 50 Sheets - Pack of 100 - Ref 410




520106 Lightweight File with Flap and Gusset - Cream - 120gsm - A4 - 100 Sheets - Pack of 100 - Ref 415




520108 Mediumweight File with Flap and Clip - Cream - 186gsm - A4 - 200 Sheets - Pack of 25 - Ref 430




520109 Extenda File with Flap - Cream - 186gsm - A4 - 200 Sheets - Pack of 50 - Ref 435



520110 Heavyweight File with Flap - Cream - 233gsm - A4 - 350 Sheets - Pack of 25 - Ref 440




520111 Heavyweight File with Clip - No Flap - Cream - 233gsm - A4 - 350 Sheets - Pack of 25 - Ref 445



520112 Heavyweight Expanda File with Flap and Clip - Cream - 326gsm - A4 - 500 Sheets - Pack of 25 - Ref 450




520113 Heavyweight File - Lateral - Cream - 233gsm - A4 - 200 Sheets - Pack of 25 - Ref 475



520115 Heavyweight File - Suspension - Cream - 233gsm - A4 - 200 Sheets - Pack of 25 - Ref 480



520275 Mediumweight File with Flap - Cream - 186gsm - A4 - 200 Sheets - Pack of 25 - Ref 425



520755 Lightweight File with Flap - Tokai - 170gsm - A4 - 50 Sheets - Pack of 100



520756 Middleweight File with Flap - Tokai - 170gsm - A4 - Pack of 25

Colour Codes for 520755 and 520756 Only

04 06 07 08 K0



520748 Middleweight Employee File - No Clip - Cream
- 186gsm - 200 Sheets - Pack of 25



520745 Medical File - Cream - 186gsm
- Pack of 100 - Ref 726



Custom Custom File - Design and price on request. We also offer customised overprint on the inside and the outside of the file in one-, two- or full-colour and can include your company logo.




520116 Divider Card Cream - Cream - 186gsm - A4
- Divide Sections - Pack of 50 - Ref 651



520117 File Dividers - Cream - 120gsm - A4
- Divide File Contents - Pack of 50 - Ref 653



520118 File Out Card - Red - 157gsm - A4
- Pack of 25 - Ref 657



520123 I. Use with Optistick Labels Code (520124)
II. Metal Clip and Optistick Label (520123 & 520124) - Box of 100 - Ref 677



520124 Optistick Label for Metal Clip - 100 Labels on a Roll - Ref 679



520276 Opticlip 3 - Black - Self-adhesive
- Pack of 10 - Ref 668



520149 Alpha Labels - Single Colour
- DL - Optitabs - 10 Sheets x 12
Each = 120 Labels



520150 Alpha Labels - Mixed Colours - DL
- Optitabs - 216 Labels - Ref 819



520151 Numeric Labels - Single Colour
- DL - Optitabs - 10 Sheets x 21
Each = 210 Labels



520152 Numeric Labels - Mixed Colours
- DL - Optitabs - 378 Labels
- Ref 839

01

04

05

06

07

08

09

22

K4

P1

P2

P3

P4

BE

RL

ST

SU

SV



520114 Document Wallet - Cream -186gsm - A4
- Pack of 25 - Ref 662



520129 Masterfile - Green - 350gsm - A4
- Pack of 5 - Ref 659



520142 Board Container - Foolscap
- Pack of 5 - Ref 284



520127 Board Container - A4 - Pack of 5 - Ref 285



520135 Board Container - A5 - Pack of 5 - Ref 282



520744 Board Container - A4 - White
- Reinforced - Pack of 5 - Ref 288



545004 Plastic Econo Container - A4 - Pack of 15 - Priced per Each

02 04 05 08 13



520128 Plastic Container - A4 - Pack of 5 in One Colour

02 04 05 06 07 08 09 13 P1

“Science may never
come up with a better
communication system
than a **COFFEE BREAK**”

EARL WILSON





learn TO CHILL



CANTEEN: Chill



SA

540521 Bar Round Table Aluminium - 1100Hx600D
- 4 Spoke Base - Rust Resistant - Not Water Resistant - Not Recommended for High Traffic Areas



SA

540522 Canteen Square Table Aluminium 800x800
- 4 Spoke Base - Rust Resistant - Not Water Resistant - Not Recommended for High Traffic Areas



01

22

8I

9I

1J

2J

546660 Werzalit Round Bar Table - 800 Diameter
- 1100H - Stainless Steel Base



01

22

8I

9I

1J

2J

546636 Werzalit Square Canteen Table - 800x800
- Stainless Steel Base



AY

CI

CM

MO

MY

OS

546154 Melamine Round Canteen Table 900 Diameter
- Black Powder Coated Steel Base



AY

CI

CM

MO

MY

OS

546153 Melamine Square Canteen Table 800x800
- Black Powder Coated Steel Base



01

02

04

05

08

13

546638 Eon Steel Bar Stool - Seat 760H - No Back



01

02

04

05

08

13

546637 Eon Steel Canteen Armchair



SA

540519 Bar Stool Aluminium - Seat 750H
- Rust Resistant - Not Water Resistant - Not Recommended for High Traffic Areas



01 02 04 05 13 BE PH PJ PP



546530 Fastline II Plastic Canteen Armchair



01 02 04 05 13 BE PH PJ PP



546531 Fastline II Plastic Canteen Side Chair



01 05 06 08 13 6A EP FP PH PP



543363 Thandi Plastic Chair



02



543364 Thandi Plastic Chair



02



546139 Econo 2 Hole Plastic Chair

546140 Heavy Duty 2 Hole Plastic Chair



SA



540520 Canteen Aluminium Chair - Rust Resistant
- Not Water Resistant - Not Recommended for High Traffic Areas



SOME FUN FACTS ABOUT FOOD

1. Ripe cranberries will bounce like rubber balls.
2. An average ear of corn has an even number of rows, usually 16.
3. Consuming dairy may cause acne.
4. Apples belong to the rose family, as do pears and plums.

TRAINING: Scholastic



SW

- 541686** Single School Desk (Supawood)
550x450x725H High School
- 541687** Single School Desk (Supawood)
550x450x650H Grade 6-7
- 541688** Single School Desk (Supawood)
550x450x600H Grade 4-5
- 541689** Single School Desk (Supawood)
550x450x550H Grade 2-3
- 541690** Single School Desk (Supawood)
550x450x500H Grade 0-1



SW

- 541691** Single School Desk (Supawood)
750x450x725H High School
- 541692** Single School Desk (Supawood)
750x450x650H Grade 6-7
- 541693** Single School Desk (Supawood)
750x450x600H Grade 4-5
- 541694** Single School Desk (Supawood)
750x450x550H Grade 2-3
- 541695** Single School Desk (Supawood)
750x450x500H Grade 0-1



SW

- 541696** Double School Desk (Supawood)
1000x450x725H High School
- 541697** Double School Desk (Supawood)
1000x450x650H Grade 6-7
- 541698** Double School Desk (Supawood)
1000x450x600H Grade 4-5
- 541699** Double School Desk (Supawood)
1000x450x550H Grade 2-3
- 541780** Double School Desk (Supawood)
1000x450x500H Grade 0-1



SW

- 541781** Double School Desk (Supawood)
1200x450x725H High School
- 541782** Double School Desk (Supawood)
1200x450x650H Grade 6-7
- 541783** Double School Desk (Supawood)
1200x450x600H Grade 4-5
- 541784** Double School Desk (Supawood)
1200x450x550H Grade 2-3
- 541785** Double School Desk (Supawood)
1200x450x500H Grade 0-1



VV

- School Desk (Saligna)**
- 543321** 550x450x650H (Single)
- 543322** 550x450x750H (Single)
- 543323** 750x450x750H (Single)



VV

- School Desk (Saligna)**
- 543324** 1000x450x575H (Double)
- 543325** 1000x450x650H (Double)
- 543326** 1200x450x750H (Double)



VV

- Combination School Desk (Saligna)**
- 543310** 600x450x750H (Single)



VV

- Combination School Desk (Saligna)**
- 543311** 1200x450x750H (Double)

BACK TO SCHOOL

Contact BIDVEST WALTONS for our large Back to School Stationery offering.

The future of the world is in a Classroom today! (Ivan Welton Fritzwater)

SW



540199 Supawood Teacher's Desk - 2 Drawer
- 1500X800

MO



543327 Melamine Teacher's Desk - 2 Drawer
- 1500X850

SW



Standard School Chair - Supawood

543312 325H

543313 375H

543314 450H

QE



Traditional School Chair (Plywood)

543315 325H

543316 375H

543317 450H

PC



540204 Polyshell Chair 450H Adult

PC

PH

PS



541806 Polyshell Chair 325H Grade 0-3

541807 Polyshell Chair 375H Grade 4-5

PK

PR



Charlie Lab Chair

543318 600H

543319 700H

543320 800H

SW



546146 Lab Chair - 700H - Wooden Seat

CB

CK

CU



543297 Bar Stool - 4 Legged 700H - Black Epoxy Frame



TRAINING: Training Tables

If learners think it looks bad, you may have lost a good percentage of the battle in getting them to pay attention. - Patti Shank

Using BIDVEST Waltons furniture adds to the joy of learning!



543304 Trapezoid Table - Melamine Top
- 1400x700

543305 Trapezoid Table - Melamine Top
- 1200x600



543306 Rectangular Table - Melamine Top
- 1400x700

543307 Rectangular Table - Melamine Top
- 1200x600



546151 Folding Table - Melamine Top - 1350x450



540187 Folding Table - Melamine Top - 1800x450



546150 Round Folding Table - Melamine Top
- 1500 Diameter



546152 Econo Rectangular Mobile Flip Up Table
Melamine Top - 1350x600

AY CI CM HM MO MY PM WP WQ



542872 Performa Folding Training Table
- Melamine Top - 1600x800

AY CI CM HM MO MY PM WP WQ



542874 Vertigo Mobile - Stack Away Table
- Melamine Top - 1600x700

AY CI CM HM MO MY PM WP WQ



544762 Sway Mobile - Stack Away Table
- Melamine Top - 1200x450

AY CI CM HM MO MY PM WP WQ



542876 Flip Folding Table Round - Melamine Top
- 750 Diameter

AY CI CM HM MO MY PM WP WQ



542873 Flip Folding Table Square - Melamine Top
- 750x750

Staff development is very important. Offer staff substantial training opportunities to develop within their jobs!

“Pleasure in the job
puts **PERFECTION IN**
THE WORK.”
ARISTOTLE





accessories IN THE WORKPLACE



ACCESSORIES: Steel

HG IK



540724 Single Compartment Locker
1800Hx300Wx450D

HG IK



540725 2 Compartment Locker
1800Hx300Wx450D

HG IK



543389 3 Compartment Locker
1800Hx300Wx450D

HG IK



540726 4 Compartment Locker
1800Hx300Wx450D

HG IK



541837 6 Compartment Locker
1800Hx300Wx450D

HG IK



540727 12 Compartment Locker
1800Hx600Wx450D

10



541838 Vertical Frame - Holds 18 Binders
1300Hx980Wx600D

SS



541839 Binder - Holds 50 Plans - Aluminium 960x16

IV



540716 Steel 2 Tier Tea Trolley
950Hx910Wx570D

IV



540717 Steel 3 Tier Tea Trolley
950Hx910Wx570D

HG



540740 Steel Folding Table 1760Wx760D

HG



543393 Canteen Unit 1800Lx570W Top - 280W Seat
- Galvanised top

HG



546117 Double Bunk Bed 1880x760
- Including Ladder
** Safety Rail - Optional Extra

FM



Colour of mattress cover will depend on availability

544179 Single Foam Mattress including Material
Cover 1880x760 - 100mm - 16 Density Foam

HG IK



540707 Stationery Cupboard 1800Hx900Wx450D - Including 4 Shelves

546031 Stationery Cupboard 1800Hx900Wx450D - Including 4 Shelves - DIY
Assembly Required

HG IK



540706 Stationery Cupboard 900Hx900Wx450D - Including 2 Shelves

HG IV



540733 Steel Spare Shelf for Stationery Cupboard 897Wx404D

HG IK



540708 18 Compartment Pigeon Hole 1800Hx900Wx450D - Doors

540709 21 Compartment Pigeon Hole 1800Hx900Wx450D - Doors

HG



540741 Steel Open Shelving Unit DIY 1910Hx914Wx305D - 5 Shelves
Assembly Required

544443 Steel Open Shelving Unit Assembled 1910Hx914Wx305D - 5 Shelves

SS



546112 Lockset - For Steel Stationery Cabinets

SS



540710 Spare Keys - Per set of 2

HG IK



540704 4 Drawer Filing Cabinet 1320Hx470Wx630D

HG IK



540705 4 Drawer Filing Cabinet - Security Bar 1320Hx470Wx630D

HG IK



540700 2 Drawer Filing Cabinet 710Hx470Wx630D

SS



546113 Lockset - For Steel Filing Cabinets

D3



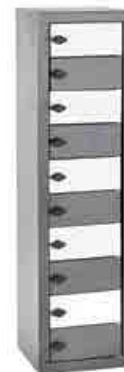
546116 Cellphone Locker - 10 Compartment - 610Hx300Wx200D - Cam Lock 1 Way

D3



546114 Tablet Locker - 7 Compartment - 810Hx300Wx450D - Cam Lock 1 Way and Hasp & Staple - Compartment Fits Max 15" = 203Wx330D

D3



546115 Tablet Locker - 10 Compartment - 810Hx300Wx450D - Latch Lock 1 Way - Compartment Fits Max 15" = 203Wx330D



ACCESSORIES: Office Accessories

KK



540627 Square Punch 2 Tier Letter Tray

KS



540628 Square Punch 2 Tier Letter Tray

KK



540629 Square Punch Paper Cube Holder

KS



540630 Square Punch Paper Cube Holder

KK



540631 Square Punch Pencil Holder

KS



540632 Square Punch Pencil Holder

KK



540633 Square Punch Waste Bin
240 Diameter x 300H


KS




540634 Square Punch Waste Bin
240 Diameter x 300H

ADD SOME colour

04 05 06 08



546290 Fluted 2 Tier Letter tray



546292 Fluted Paper Cube Holder



546291 Fluted Pencil Cup Holder



546293 Fluted Waste Paper Bin
240 Diameter x 300H

04 05 06 08 KK



546294 Cactus Hat and Coat Stand

KS



546295 Cactus Hat and Coat Stand

01 KK KS



540637 Waste Paper Bin Plastic
- 240 Diameter x 300H

CW



544519 Standing Ashtray/Litter Bin
- 240 Diameter x 600H

KK



540624 Ergonomic Footrest

EW



546111 Omnia Free-standing Hot and Cold Water Dispenser including PC Bottle - No Fridge
- Heating Tank Capacity 1 Litre - Cooling Tank Capacity 2 Litre - Suitable for staff complement of 15-20 - Service contract available on request
Filter System available on request

KK



541212 3 Tier General Purpose Trolley
940Hx960Wx440D

KK



543372 Executive Rubber Desk Pad Only

01



546296 Whiteboard Paint - DIY Kit (Covers 6m²)
Consists of: 1 Litre Whiteboard Paint
- 1 Litre PVA Undercoat - Paint Roller
- Paint Tray - Plastic Cover Sheet - Sand Paper
- Micro-Fibre Cloth - Set of 4 Pens
- Water Spray Bottle - **Application Required**

RP



540645 Eco Fibre Rubber Carpet Chair Mat
1130 x 830

540646 Eco Fibre Rubber Carpet Chair Mat
1330 x 1130

KK

KS



543378 Computer Case Holder - Lockable

KK

KS



542080 Floor-standing Brochure Holder
1980x400x420

542082 Floor-standing Brochure Holder
1980x400x420

CP



540642 Large Polyprop Carpet Protector 1800x1200

540643 Small Polyprop Carpet Protector 1200x900

544167 Large Polyprop Carpet Protector 1800x1200
- No Studs

544168 Small Polyprop Carpet Protector 1200x900
- No Studs

KK

KS



546026 Computer Case Holder - Standard



ARE YOU connected?

KK



543405 Oblique 2-Way Normal Power Outlet
- 1 x Normal Socket - 1 x 2 Pin Socket

KK



543406 Oblique 3-Way Normal Power Outlet
- 2 x Normal Socket - 1 x 2 Pin Socket

KK



543407 Oblique 4-Way Normal Power Outlet
- 3 x Normal Sockets - 1 x 2 Pin Socket

KK



543408 Oblique 2-Way Dedicated Power Outlet
- 2 x Dedicated Sockets

KK



543409 Oblique 3-Way Dual Power Outlet
- 1 x Dedicated Socket - 1 x Normal Socket
- 1 x 2 Pin Socket

KK



543410 Oblique 4-Way Dual Power Outlet
- 2 x Dedicated Sockets - 1 x Normal Socket
- 1 x 2 Pin Socket

KK




543610 Input Cable 3 Meters - Normal Power
To be used with Power Sets

KK




543411 Input Cable 3 Meters - Dedicated Power
To be used with Power Sets

KK



543611 Interconnecting Cable 3 Meters - Normal Power - **To be used with Power Sets**

KK



543412 Interconnecting Cable 3 Meters - Dedicated Power - **To be used with Power Sets**

KS



546104 Protea Standard Desk Clamp
- 2 x Normal Sockets - 1-2 Pin Socket
- 1 x New SA Socket - 1 x Data Pull Through

KS



546102 Protea Dual Desk Clamp - 1 x Dedicated Socket - 1 x Normal Socket - 1 x New SA Socket - 1 x 2-Pin Socket - 1 x Data Pull Through

01

KK



544205 Slimline Iris USB Desk Clamp Connection
- 1 x Normal Socket - 1 x 2-Pin Socket
- 1 x 2-Port USB Charging - 1 x Data Pull Through

KK



546103 Slimline Iris USB Dual Desk Clamp
- 1 x Dedicated Socket - 1 x Normal Socket
- 1 x 2-Pin Socket - 1 x 2-Port USB Charging
- 1 x Data Pull Through

KK



543415 Slimline Omega USB Unit - 1 x Normal Socket - 1 x 2-Pin Socket - 1 x 2-Port USB Charging - 1 x Data Pull Through - Cut-out size = 259mm x 55mm



546105 Slimline Omega USB Dual - 1 x Dedicated Socket - 1 x Normal Socket - 1 x 2-Pin Socket - 1 x 2-Port USB Charging - 1 x Data Pull Through - Cut-out size = 316mm x 55mm



543417 Horizontal Powerdock Unit Standard - 2 x Normal Sockets - 1-2 Pin Socket - 1 x New SA Socket - 2 x Data Shutters Blank - Cut-out size = 325mm x 132mm



543421 Zip Bag for Cables (Complete)



543418 Horizontal Powerdock Unit - 1 x Normal Socket - 1 x 2-Pin Socket - 1 x New SA Socket - 1 x VGA & Audio Plates Blank - 1 x HDMI Coupler Fitted - 1 x Data Shutter Blank - Cut-out size = 325mm x 132mm



546110 Horizontal Powerdock Dual - 1 x Dedicated Socket - 1 x Normal Socket - 1 x 2-Pin Socket - 2 x Data Shutters Blank - Cut-out size = 325mm x 132mm



546106 Rotodock USB - 1 x Switch - 1 x Normal Socket - 1 x 2-Pin Socket - 1 x New SA Socket - 1 x 2-Port USB Charging - 1 x VGA & Audio Cables Fitted - 1 x HDMI Coupler Fitted - 1 x Data Coupler Fitted - Cut-out Size = 405mm x 115mm



544288 Punto USB 80 - 1 x Normal Socket - 1 x 2-Port USB Charging - Cut-out Diameter = Ø 80mm



546099 Punto 92 Power - 1 x Normal Socket - 1 x 2-Port USB Charging - 1 x HDMI Coupler Fitted - 1 x Data Coupler Fitted - Cut-out Diameter = Ø 95mm



546101 Focus - 3 x Normal Sockets - 2 x 2-Pin Sockets - 2 x New SA Sockets - 4 x USB Charging Ports - 2 x HDMI Couplers Fitted - 4 x Data Couplers Fitted - Cut-out Diameter = Ø 80mm



546109 Access Port Housing - No Internal Fitting - Cut-out Size 280mm x 115mm

546108 Access Port Housing - No Internal Fitting - Cut-out Size 330mm x 115mm

546107 Access Port Housing - No Internal Fitting - Cut-out Size 405mm x 115mm

ACCESSORIES: Screens



**TEC Desk-based Screen
- Budget Curved**

| | | | | |
|---------------|------------|----|----|----|
| 540767 | 1200Wx600H | CB | CK | CU |
| 541413 | 1500Wx600H | CB | CK | CU |
| 540766 | 1600Wx600H | CB | CK | CU |
| 540765 | 1800Wx600H | CB | CK | CU |



**TEC Desk-based Screen
- Budget Straight**

| | | | | |
|---------------|------------|----|----|----|
| 540776 | 1200Wx600H | CB | CK | CU |
| 541171 | 1500Wx600H | CB | CK | CU |
| 540775 | 1600Wx600H | CB | CK | CU |
| 540774 | 1800Wx600H | CB | CK | CU |



TEC 32 Floor-based Velcro Screen

| | | | | |
|---------------|-------------|----|----|----|
| 541437 | 1500Hx1000W | CB | CK | CU |
| 542001 | 1500Hx1200W | CB | CK | CU |
| 542002 | 1800Hx1000W | CB | CK | CU |
| 542003 | 1800Hx1200W | CB | CK | CU |



**TEC Desk-based IS Screen
- Full Fabric - Curved**

| | | | | |
|---------------|------------|----|----|----|
| 541429 | 1200Wx500H | CB | CK | CU |
| 541430 | 1500Wx500H | CB | CK | CU |
| 541431 | 1600Wx500H | CB | CK | CU |
| 541432 | 1800Wx500H | CB | CK | CU |



**TEC Desk-based IS Screen
- Full Fabric - Straight**

| | | | | |
|---------------|------------|----|----|----|
| 541424 | 1200Wx500H | CB | CK | CU |
| 541425 | 1500Wx500H | CB | CK | CU |
| 541426 | 1600Wx500H | CB | CK | CU |
| 541427 | 1800Wx500H | CB | CK | CU |



**TEC IS Floor-based Screen
- Full Fabric**

| | | | | |
|---------------|-------------|----|----|----|
| 546280 | 1500Hx1000W | CB | CK | CU |
| 546281 | 1500Hx1200W | CB | CK | CU |
| 546282 | 1800Hx1000W | CB | CK | CU |
| 546283 | 1800Hx1200W | CB | CK | CU |



TEC Desk-based IS Screen
- Curved Fabric and Clear Glass

| | | | | |
|--------|------------|----|----|----|
| 541453 | 1200Wx500H | CB | CK | CU |
| 541455 | 1500Wx500H | CB | CK | CU |
| 541416 | 1600Wx500H | CB | CK | CU |
| 541417 | 1800Wx500H | CB | CK | CU |
| 541418 | 1900Wx500H | CB | CK | CU |



TEC Desk-based IS Screen
- Straight Fabric and Clear Glass

| | | | | |
|--------|------------|----|----|----|
| 541415 | 1200Wx500H | CB | CK | CU |
| 541555 | 1500Wx500H | CB | CK | CU |
| 541556 | 1600Wx500H | CB | CK | CU |
| 541776 | 1800Wx500H | CB | CK | CU |
| 541925 | 1900Wx500H | CB | CK | CU |



TEC Baseplate

| | |
|--------|---|
| 542021 | TEC 28mm Baseplate - To be used with IS Floor-standing Screen |
| 542004 | TEC 32mm Baseplate - To be used with Floor-standing Velcro Screen |



TEC IS Floor-based Screen
- Curved Fabric and Clear Glass

| | | | | |
|--------|-------------|----|----|----|
| 542009 | 1400Hx1000W | CB | CK | CU |
| 542010 | 1400Hx1100W | CB | CK | CU |
| 542011 | 1400Hx1200W | CB | CK | CU |
| 542012 | 1400Hx1600W | CB | CK | CU |



TEC IS Floor-based Screen
- Straight Fabric and Clear Glass

| | | | | |
|--------|-------------|----|----|----|
| 542005 | 1250Hx500W | CB | CK | CU |
| 542006 | 1250Hx1000W | CB | CK | CU |
| 542007 | 1250Hx1200W | CB | CK | CU |
| 542008 | 1250Hx1600W | CB | CK | CU |



TEC Alum Straight Connector

| | |
|--------|--------|
| 541419 | 500mm |
| 541435 | 600mm |
| 542017 | 1250mm |
| 542013 | 1400mm |
| 546671 | 1500mm |
| 546672 | 1800mm |



TEC Alum T-Connector

| | |
|--------|--------|
| 541421 | 500mm |
| 541434 | 600mm |
| 542019 | 1250mm |
| 542015 | 1400mm |
| 546675 | 1500mm |
| 546676 | 1800mm |



TEC Alum 4-Way Connector


| | |
|--------|--------|
| 541420 | 500mm |
| 541433 | 600mm |
| 542018 | 1250mm |
| 542014 | 1400mm |
| 546673 | 1500mm |
| 546674 | 1800mm |



TEC Alum 90 Degree Connector

| | |
|--------|--------|
| 541422 | 500mm |
| 541436 | 600mm |
| 542020 | 1250mm |
| 542016 | 1400mm |
| 546677 | 1500mm |
| 546678 | 1800mm |





“Wherever you see a
successful business,
someone once made a
COURAGEOUS
DECISION”

PETER F. DRUCKER



welcome HOME





546406 Euro L-Shape Home Desk 1200x600 Worktop with 1200 Bookcase Extension - Light Grey Steel Frame

546141 Rickstacker Side Chair-Grey Epoxy Frame-4 Legged



546408 Atlantic Home Desk 1350x750 - With White Washed Pine Frame

546665 Atlantic Wooden Side Chair - 4 Legged - White Washed Pine Finish



Fabric



Cube White

Melamine



Mondego Elm / Folkstone Grey



Ferrara Oak / White



Melamine



Walnut



Monument Oak



546123 Chrome Panel Highback Chair - Swivel and Tilt Mechanism - Chrome Base - Chrome Arms with Padding

Requires Assembly



546126 Fire Highback Chair - Swivel and Tilt Mechanism - Nylon Base - Nylon Arms

546130 Fire Visitors Armchair - Black Sleigh Frame - Nylon Arms

Requires Assembly



546098 ICE Highback Chair - Black Netted Back - Swivel and Tilt Mechanism - Chrome Base - Nylon Arms

Requires Assembly



Black Pletta



Black Pletta



Black Pletta



546570 Atlantic Home Desk 1350x750 - With White Washed Pine Frame - Including Mini Desk Height Pedestal - With 1 Drawer - Hinged Door - Not Lockable

546665 Atlantic Wooden Side Chair - 4 Legged - White Washed Pine Finish



Melamine

| WT | WZ |
|--------|--------------|
| Walnut | Monument Oak |



546407 Nordic Home Desk 1350x600 with Storage Shelves - Light Grey Steel Frame

546567 Nordic Home 4 Tier Bookcase - 1360Hx900Wx300D



Melamine


| 1C | 59 | X3 |
|-------------|-------------|----------------|
| Ferrara Oak | Mondego Elm | Folkstone Grey |



546127 Zira Operators Chair - Colour Netted Back - Swivel and Tilt Mechanism - Nylon Base - Black Pletta Seat

546132 Zira Visitors Armchair - Colour Netted Back - Chrome Sleigh Frame - Nylon Arms - Black Pletta Seat

Requires Assembly



546242 Norway Mediumback Chair - Black Netted Back - Swivel and Tilt Mechanism - Chrome Base - T Arms

Requires Assembly



















































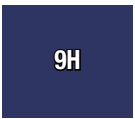




546137 Paeroa Mediumback Chair - Black Netted Back - Swivel Only Mechanism - Nylon Base - No Arms

Requires Assembly







COLOUR Swatches

Fabric

| | | | | | | | | |
|--|---|---|---|--|--|---|---|---|
|  |  |  |  |  |  |  |  |  |
| Aalto Alvar | Aalto Essen | Aalto Savoy | Aalto Vyborg | Atwork Orange Fusion/Orange Net | Atwork Lime Fusion/Lime Net | Atwork Charcoal Fusion/Black Net | Atwork Burgundy Fusion/Red Net | Grey Bonded Leather |
|  |  |  |  |  |  |  |  |  |
| Black Bonded Leather | White Bonded Leather | Contract Blue | Contract Black | Contract Burgundy | Cube White | Float Concrete Grey | Float Ocean Blue | Float Marble Cream |
|  |  |  |  |  |  |  |  |  |
| Infinity Meadow Green | Infinity Night Black | Infinity Rain Grey | Infinity Sky Blue | Omnia Pink | Omnia Charcoal | Omnia Light Grey | Omnia Orange | Omnia Yellow |
|  |  |  |  |  |  |  |  |  |
| Omnia Blue | Black Pletta | Blue Pletta | Grey Pletta | Red Pletta | White Pletta | REM Porto | REM Casa | Retro Silver Fox |
|  |  |  |  |  |  |  |  |  |
| Shadow Multi | Shadow Light Grey | Shadow Dark Grey | Vulcan Ice | Vulcan Mistral | Vulcan Stone | Vulcan Black | Vulcan Blonde | Vulcan Cobalt Blue |
|  |  |  |  | |  |  |  |  |
| Vulcan Light Grey | Vulcan Red | Lime Green | Petrol Blue | | Black Netted | Black Netted/ Numbus Charcoal | Black Netted/ Numbus Royal Blue | Black Netted/ Numbus Post Box Red |

Melamine

| | | | | | | | | |
|--|---|---|---|---|--|---|---|---|
|  |  |  |  |  |  |  |  |  |
| Burgundy Mahogany | Cadbury Oak | Cherry | Coimbra | Ferrara Oak | Folkstone Grey | Harvard Cherry | Mahogany | Mondego Elm |
|  |  |  |  |  |  |  |  |  |
| Maple | Monument Oak | Natural Oak | Smoked Cedar | Summer Oak | Verzasca Oak | Walnut | Wenge | White |
|  |  |  |  |  |  |  |  |  |
| White Painted | Cadbury Oak/ white | Coimbra/White | Farrera Oak/White | Mondego Elm/ Folkstone Grey | Mahogany/White | Monument Oak/ White | Verzasca Oak/ White | Walnut/White |

Werzalit

| | | | | |
|--|---|---|---|---|
|  |  |  |  |  |
| Cement | Flotsam | Walnut | Wild Olive | Antique Oak |

Veneer

| | | |
|---|---|---|
|  |  |  |
| Cherry | Mahogany | Oak |
|  |  | |
| Monocote Castle Brown Oak | Monocote White Oak | |



Contact Details

Gauteng
+27 (0)11 620 4000

Free State/Northern Cape
+27 (0)51 410 9800

KwaZulu-Natal
+27 (0)31 582 3700

Western Cape
+27 (0)21 442 2100

Eastern Cape
+27 (0)41 393 5000

Namibia
+264 (0)83 283 8000

Email: customercare@waltons.co.za

Customer Careline: 0800 000 448

National Call Centre: 0860 999 885

Visit **www.waltons.co.za**
to locate your nearest branch



Design and layout by ecreatives design studio info@ecreative.co.za