



MM-MA-ML-MP



TRINCIA • SHREDDER • BROYEUR • MULCHGERÄT • TRITURADORA




SICMA

www.sicma.it





Super Leggero • Super Light • Super Léger • Super Leicht • Súper Ligero


Trincia laterale per mini trattori • Side shredder for mini tractors • Broyeur d'accotement pour mini-tracteurs • Seitenmulchgerät für Mini-Traktoren • Trituradora lateral por mini tractores



540 rpm

2300 rpm



cat.


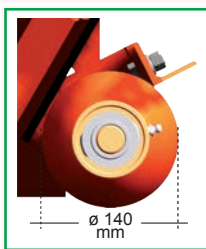
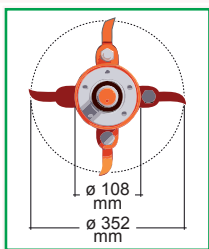
1














20/40 mm





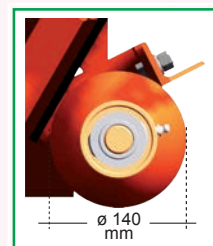
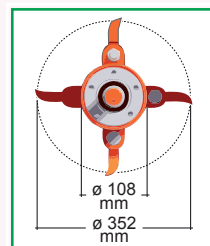
15 mm











MOD	 hp	 mm (in)	 mm (in)	 kg (lbs)	 nr (0,34 kg)	 nr (1,45 kg)	 nr
MM 110	15 ▶ 30	1100 (43")	1220 (48")	190 (418)	52	26	3 (XPB)
MM 125	15 ▶ 30	1250 (49")	1380 (54")	200 (441)	60	30	3 (XPB)


540 rpm
  **2300 rpm**
 **cat.**
1/2


 **20/40 mm**
 **15 mm**




MOD	 hp	 mm (in)	 mm (in)	 kg (lbs)	 nr (0,34 kg)	 nr (1,45 kg)	 nr
MA 120	20 ▶ 50	1200 (47")	1320 (52")	270 (595)	40	20	3 (XPB)
MA 140	20 ▶ 50	1400 (55")	1520 (60")	300 (661)	48	24	3 (XPB)



540 rpm



2300 rpm



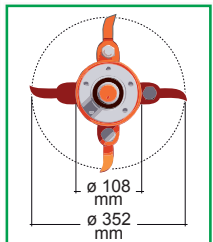

cat.
1/2










15/25/35 mm



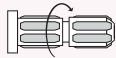


30 mm

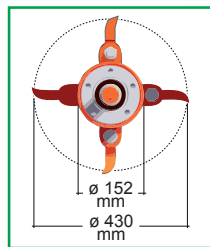



MOD	 hp	 mm (in)	 mm (in)	 kg (lbs)	 nr (0,34 kg)	 nr (1,45 kg)	 nr
MLE 140	30 ▶ 70	1400 (55")	1750 (69")	440 (970)	40	20	3 (XPB)
MLI 140	30 ▶ 70	1400 (55")	1550 (61")	440 (970)	40	20	3 (XPB)
MLE 160	30 ▶ 70	1600 (62")	1950 (76")	460 (1014)	44	22	3 (XPB)
MLI 160	30 ▶ 70	1600 (62")	1750 (68")	460 (1014)	44	22	3 (XPB)
MLE 180	30 ▶ 70	1800 (71")	2150 (84")	485 (1070)	48	24	3 (XPB)
MLI 180	30 ▶ 70	1800 (71")	1950 (76")	480 (1058)	48	24	3 (XPB)




Pesante • Heavy • Lourd • Schwer • Pesado









 540 rpm
 2300 rpm
 cat.
 1/2




 25/38/52 mm


 40 mm




MOD	 hp	 mm (in)	 mm (in)	 kg (lbs)	 nr (0,34 kg)	 nr (1,45 kg)	 nr
MPE 160	60 ▶ 130	1600 (62")	2050 (81")	720 (1587)	40	20	4 (XPB)
MPI 160	60 ▶ 130	1600 (62")	1759 (69")	720 (1587)	40	20	4 (XPB)
MPE 180	60 ▶ 130	1800 (71")	2250 (88")	760 (1675)	48	24	4 (XPB)
MPI 180	60 ▶ 130	1800 (71")	1950 (77")	760 (1675)	48	24	4 (XPB)
MPE 200	60 ▶ 130	2000 (79")	2450 (96")	820 (1807)	48	24	4 (XPB)
MPI 200	60 ▶ 130	2000 (79")	2150 (85")	820 (1807)	48	24	4 (XPB)
MPE 230	60 ▶ 130	2300 (90")	2750 (108")	920 (2028)	52	26	4 (XPB)
MPI 230	60 ▶ 130	2300 (90")	2450 (96")	920 (2028)	52	26	4 (XPB)




- alberone elicoidale equilibrato elettronicamente
- electronically balanced helical rotor
- rotor hélicoïdal à équilibrage électronique
- elektronisch ausbalancierte Spiralwelle
- rotor helicoidal balanceado electrónicamente




- spostamento laterale idraulico a parallelogramma
- side parallelogram hydraulic shift
- déplacement latéral hydraulique à parallélogramme
- Hydraulische Parallelepiped Seiteverschiebung
- desplazamiento lateral hidráulico a paralelogramo



- valvola di regolazione velocità inclinazione
- inclination speed control valve
- vanne de régulation à soupape de régulation vitesse d'inclinaison
- regelventil für Sturzgeschwindigkeit
- válvula de regulación de velocidad de inclinación



- regolazione esterna delle cinghie
- external drive belt adjustment
- régulateur externe de courroie
- aussenregler für Riemen
- regulación externa de las correas



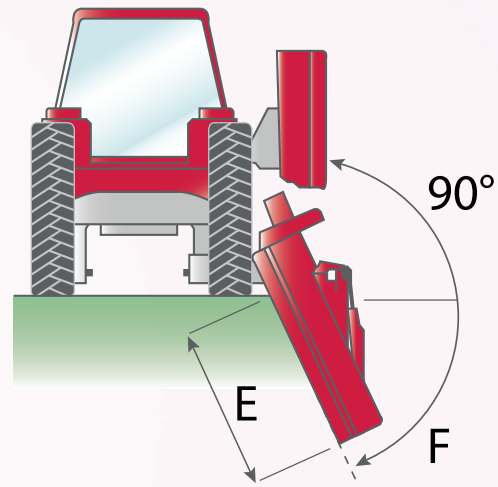
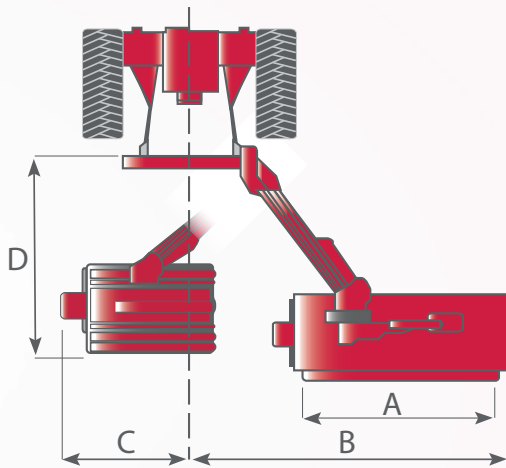
- moltiplicatore con ruota libera integrata
- gearbox with integrated free wheel
- multiplicateur de vitesse avec roue libre intégrée
- Übersetzungsgetriebe mit integrierter Freilauf
- multiplicador con rueda libre integrada




- protezione carter trasmissione
- protected trasmission carter
- protection du carter de transmission
- Schutz für Keilriemenantrieb
- protección transmisión carter

- coppia di slitte
- Side skids
- kit glissières
- Kufenpaar
- par de deslizadores

- protezioni frontali contro lancio di oggetti
- front protections against accidental ejection of objects
- protections antérieures contre des jets accidentels
- vorderschutz gegen zufälliges Werfen
- protecciones frontales contra el lanzamiento de objetos:



MOD.	A mm (in)	B mm (in)	C mm (in)	D mm (in)	E mm (in)	F °
MM 110	1100 (43'')	1750 (69'')	580 (23'')	1440 (57'')	750 (30'')	50
MM 125	1250 (49'')	1900 (75'')	580 (23'')	1440 (57'')	900 (35')	50
MA 120	1250 (49'')	1850 (72'')	580 (23'')	1450 (57'')	750 (30'')	50
MA 140	1410 (55'')	2010 (79'')	580 (23'')	1450 (57'')	900 (35'')	50
MLE 140	1410 (55'')	2320 (91'')	650 (26'')	1540 (61'')	1200 (47'')	55
MLI 140	1410 (55'')	2020 (80'')	650 (26'')	1540 (61'')	1050 (41'')	55
MLE 160	1560 (61'')	2470 (97'')	650 (26'')	1540 (61'')	1350 (53'')	55
MLI 160	1560 (61'')	2170 (85'')	650 (26'')	1540 (61'')	1200 (47'')	55
MPE 180	1860 (73'')	3020 (119'')	850 (34'')	1730 (68'')	1600 (63'')	60
MPI 180	1860 (73'')	2740 (108'')	850 (34'')	1730 (68'')	1250 (49'')	60
MPE 200	2010 (79'')	3170 (125'')	850 (34'')	1730 (68'')	1800 (71'')	60
MPI 200	2010 (79'')	2890 (114'')	850 (34'')	1730 (68'')	1400 (55'')	60
MPE 230	2310 (91'')	3470 (137'')	850 (34'')	1730 (68'')	2100 (83'')	60
MPI 230	2310 (91'')	3190 (126'')	850 (34'')	1730 (68'')	1700 (67'')	60



Sicma S.p.A

C.da Cerreto, 39 - 66010 - Miglianico (Ch) - Italy

Tel. +39 0871 95841 - info@sicma.it

www.sicma.it