

MP ROTATOR® 800

Radius: 6' to 16'

0.8
in/hr

The MP800 offers a higher precipitation rate perfect for small spaces and spray retrofits.

KEY BENEFITS

- Precipitation rate of approximately 0.8 in/hr for spray retrofit applications
- Automatic matched precipitation for simplified irrigation design and flexibility
- Double-pop feature protects the nozzle from external debris
- High distribution uniformity for a healthy landscape with maximum water efficiency

ADDITIONAL FEATURES

- Wind-resistant, multi-stream technology prevents misting
- For vandal resistance, the arc is adjustable only when the MP Rotator is running
- Removable filter screen prevents nozzle clogging
- Color-coded for easy identification

OPERATING SPECIFICATIONS

- Radius reduction up to approximately 25% on all models
- Recommended operating pressure: 40 PSI
- Minimum radius setting achieved at 30 PSI
- Filtration recommended on dirty water applications
- Warranty period: 3 years

OPTIONS

- Pair with Pro-Spray® PRS40 Sprinkler Body for pressure regulation to 40 PSI for nominal radius settings
- Pair with Pro-Spray PRS30 Sprinkler Body for pressure regulation to 30 PSI for minimum radius settings

MP800SR: 6' to 12' radius



MP800SR-90
90° to 210°



MP800SR-360
360°

MP815: 8' to 16' radius



MP815-90
90° to 210°



MP815-210
210° to 270°



MP815-360
360°

Compatible with:



HY Filter



PRS30 and PRS40

MP800SR-90



MP815-90



MP ROTATOR PERFORMANCE DATA





MP800SR

Radius: 6' to 12'

Adjustable Arc and Full-Circle

● Orange and Gray: 90° to 210°

● Lime Green and Gray: 360°

MAX RADIUS							MIN RADIUS	
Arc	Pressure PSI	Radius ft.	Flow		Precip in/hr		Radius ft.	Flow GPM
			GPM	GPH	■	▲		
90° 	30	8	0.17	9.6	0.90	1.04	6	0.13
	35	9	0.21	11.4	0.89	1.03	7	0.15
	40	10	0.23	13.8	0.83	0.96	8	0.16
	45	11	0.25	15.0	0.80	0.92	8	0.18
	50	11	0.27	16.2	0.79	0.92	9	0.19
	55	12	0.28	16.8	0.80	0.93	10	0.20
180° 	30	8	0.33	19.2	0.88	1.02	6	0.26
	35	9	0.38	22.2	0.85	0.99	7	0.29
	40	10	0.42	25.2	0.81	0.93	8	0.32
	45	11	0.46	27.6	0.77	0.88	8	0.36
	50	11	0.48	28.8	0.76	0.88	9	0.38
	55	12	0.50	30.0	0.73	0.84	10	0.40
210° 	30	8	0.35	22.2	0.80	0.93	6	0.30
	35	9	0.38	26.4	0.77	0.89	7	0.34
	40	10	0.43	29.4	0.81	0.91	8	0.37
	45	10	0.45	31.8	0.82	0.95	8	0.42
	50	11	0.49	33.6	0.73	0.85	9	0.44
	55	12	0.56	34.8	0.70	0.81	10	0.47
360° 	30	8	0.66	37.8	0.89	1.03	6	0.47
	35	9	0.71	42.0	0.80	0.92	7	0.52
	40	10	0.78	46.8	0.79	0.91	8	0.56
	45	10	0.85	51.0	0.78	0.90	8	0.59
	50	11	0.88	52.8	0.73	0.85	9	0.63
	55	12	0.98	58.8	0.70	0.81	10	0.70

Bold = Optimal pressure for the MP Rotator is 40 PSI. This can easily be achieved by using the MP Rotator with the Pro-Spray PRS40, pressure-regulated at 40 PSI.

MP ROTATOR PERFORMANCE DATA

MP815






Radius: 8' to 16'

Adjustable Arc and Full-Circle

● Maroon and Gray: 90° to 210°

● Lt. Blue and Gray: 210° to 270°

● Olive and Gray: 360°

Arc	Pressure PSI	Radius ft.	Flow		Precip in/hr	
			GPM	GPH	■	▲
90° 	30	14	0.42	25.2	0.83	0.95
	35	15	0.46	27.6	0.79	0.91
	40	15	0.49	29.4	0.84	0.97
	45	16	0.52	31.2	0.78	0.90
	50	16	0.55	33.0	0.83	0.96
	55	16	0.58	34.8	0.87	1.01
180° 	30	13	0.75	45.0	0.85	0.99
	35	14	0.86	51.6	0.84	0.98
	40	15	0.93	55.8	0.80	0.92
	45	15	0.96	57.6	0.82	0.95
	50	16	1.06	63.6	0.80	0.92
	55	16	1.11	66.6	0.83	0.96
210° 	30	13	0.88	52.8	0.86	0.99
	35	14	0.96	57.6	0.81	0.93
	40	15	1.10	66.0	0.81	0.93
	45	15	1.16	69.6	0.85	0.98
	50	16	1.24	74.4	0.80	0.92
	55	16	1.30	78.0	0.84	0.97
270° 	30	13	1.14	68.4	0.87	1.00
	35	14	1.24	74.4	0.81	0.94
	40	15	1.40	84.0	0.80	0.92
	45	15	1.47	88.2	0.84	0.97
	50	16	1.54	92.4	0.77	0.89
	55	16	1.61	96.6	0.81	0.93
360° 	30	13	1.52	91.2	0.87	1.00
	35	14	1.70	102.0	0.83	0.96
	40	15	1.87	112.2	0.80	0.92
	45	15	2.00	120.0	0.86	0.99
	50	16	2.13	127.8	0.80	0.92
	55	16	2.26	135.6	0.85	0.98