



# cricut™


Information Manual

# All about Cricut

Where can I find more information and help if needed?

<https://www.youtube.com/@Cricut>

Our YouTube channels offers you an extensive library of information where you can learn anything from Beginner to dedicated sessions on using specific materials, machines and designing your next project. This one stop information centre will offer you the basic kick-start of everything you need to know. And its totally free.



## Help.cricut.com

<https://help.cricut.com/hc/en-us>

## What is Cricut?

Whether you are new to creating or an experienced maker, Cricut smart cutting machines and apps give you the freedom to make DIY magic happen anywhere, any time. Cricut machines let you design and cut intricate, professional-quality DIY projects from hundreds of materials, such as vinyl, fabric, leather, cardstock and more. All Cricut products are supported by an intuitive app that makes it possible to design and cut projects with the machines.

## What makes a Cricut Machine convenient for use?

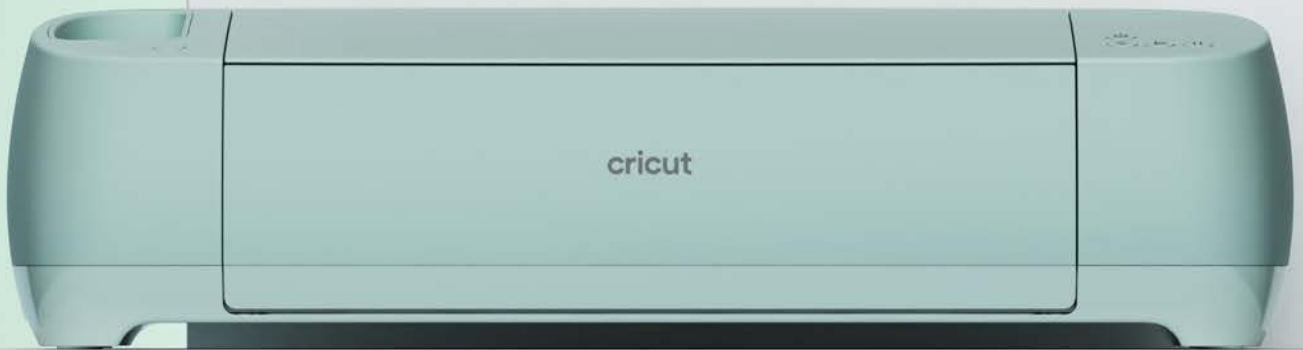
You can connect to the Cricut machine wirelessly using your computer or phone  
The Cricut machines come with a free design app to get you started

## What are some of the things you can make with a Cricut Machine

- You can cut out fun shapes and letters for scrapbooking
- You can make custom, handmade cards for special occasions
  - You can decorate a mug, cup, tumbler or water bottle
    - You can create your own wall decals/stickers
    - You can make a vinyl sticker for your car
  - You can make custom t-shirts for family and friends

Cricut Machines make it easy to work on projects either for leisure like crafting, education or for a small business supplementing your income

[https://www.youtube.com/watch?v=ngiXQ9\\_t05s](https://www.youtube.com/watch?v=ngiXQ9_t05s)



# Which Cricut machine is right for you?



Scan the QR Code to take our short quiz to find the Cricut cutting machine which is right for you

# Is it easy to use? Make in 3 easy steps

1



## Get inspired & design.

Design your idea from scratch or find inspiration in the Cricut design library

2



## Cut your design.

Let your Cricut machine work its magic, cutting every piece of your project with intricacy & precision.

3



## Put it all together.

Assemble the pieces or apply your design to almost anything – from notebooks to nightlights, T-shirts to totes and wall-art.



# Cricut Joy



## Why choose Cricut Joy?

Create custom cards, simple decals, and labels with this ultra-compact smart cutting machine. You can make fun or functional projects in 15 minutes or less. No design experience required. Works with a free companion app.

- Works with 50+ materials, including popular materials like vinyl, iron-on & cardstock
- Cuts intricate designs with precision
- Writes, draws & foils
- Free, easy-to-learn Design Space app
- Bluetooth® wireless technology
- Upload & cut your own designs or choose from the Cricut Design Space library
- Free live workshops, online courses & beginner cheat-sheets
- World-class customer support is available via phone or chat
- Cricut Manufacturer Warranty

### **Cricut Joy Xtra™ machine includes:**

- Cricut Joy machine
- Premium Fine-Point Blade + Housing
- Fine Point Pen, Black (0.4 mm)
- StandardGrip Mat, 4.5 in x 6.5 in (11.4 cm x 16.5 cm)
- Welcome card
- Power adapter
- Free trial subscription to Cricut Access™ (for new subscribers)
- 50 free, pre-designed projects in the Design Space app
- Materials for a practice cut

<https://www.youtube.com/watch?v=imhe-5JxHgk>

# What can you make with a Cricut Joy?

Waterbottles



Cards



T-Shirts



Mugs



Labels



Vinyl Stickers



# I bought a Cricut Joy *now what?*



**Bag**- you need this  
Easily transport your Cricut Joy™ machine to bring happiness with you  
Padded interior for a safe, snug fit - space for your machine, cutting mats, plug/cable, pens. Convenient and small.



## **Tools** - you need tools

Make Cricut Joy projects even easier with these 3 must-have tools. Use the Spatula to carefully lift delicate materials like paper from your cutting mat. Turn to the Weeder when you need to remove unwanted vinyl & iron-on pieces from your design. You'll use the Scraper to apply vinyl decals or clean material remnants from your mat.



## **Consumables** - to make stuff

Vinyl to make vinyl stickers, transfer tape to transfer your vinyl onto a surface, IronOn to create amazing t-shirts, card packs to make those gorgeous cards using the card mat and so much more. Smart material is the way to go.



## **Mats** - you need extra mats for sure

The long cutting matt for convenience, the card mat to use with the smart cards for quick crafting. Mats are available in lightgrip {blue} and standardgrip {green}. The card mat is only blue. Mats have a protective plastic sheet on top that needs to be removed before placing material on it and cutting, and then replaced to keep it clean and sticky for the next use



## **Pens** - to write/draw


Cricut Joy pens are specific and can't be used with other machines. Also available in metallic the pens make drawing images and writing messages in cards so easy and fun adding a personal touch.

# What's in the Cricut Joy Box

- Cricut Joy smart cutting machine
  - Blade + Housing
- Fine Point Pen, Black (0.4 mm)
- StandardGrip Mat, 4.5" x 6.5"
  - Welcome card & cord
  - Power adapter
- Free 30-day trial membership to Cricut Access (for new subscribers)
- 50 Ready-To-Make projects online
  - Materials for a practice cut



# Cricut Joy Xtra



## Why choose Cricut Joy Xtra?

Our fits-in-any-space, looks-good-anywhere smart cutting machine. Cricut Joy Xtra™ cuts, writes, draws, and foils to make popular projects like full-color stickers, custom cards, T-shirts, vinyl decals & more.

Works with free Design Space app.

Dimensions: 12.5 in x 6 in x 5.5 in (31.7 cm x 15.2 cm x 13.9 cm)

Weight: 6 lbs (2.7 kgs)

Max cut size using machine mat: 8.2 in x 11.7 in (20.8 cm x 29.7 cm)

Max cut size using Smart Materials: 8.5 in x 4 ft (21.6 cm x 1.2 m)

Cut speed: 5.65 in per second

- Works with 50+ materials, including popular materials like vinyl, iron-on & cardstock
- Compatible with your home inkjet printer to print then cut full-color designs
- Cuts intricate designs with precision
- Writes, draws, foils, and more
- Works with popular material sizes, including US Letter and A4
- Free, easy-to-learn Design Space® app
- Bluetooth® wireless technology
- Upload & cut your own designs or choose from the Cricut Design Space library
- Online courses & beginner cheatsheets
- World-class customer support is available via phone or chat.
- Cricut Manufacturer Warranty

### Cricut Joy Xtra™ machine includes:

- Premium Fine-Point Blade + Housing
- Cricut Joy™ Fine Point Pen
- Cricut Mini Weeder
- Welcome card
- Power adapter
- Free trial subscription to Cricut Access™ (for new subscribers)
- 50 free, pre-designed projects in the companion app
- Materials for a practice cut



# What can you make with a Cricut Joy Xtra?

Printable Stickers



Cards

T-Shirts




Mugs, hats, bags

Printable IronOn



Vinyl Stickers

# Cricut Explore 3



## Why choose Cricut Explore?

See your creativity skyrocket with our latest DIY dream machine. With the all-new Cricut Explore 3, you can cut, draw, score, and more with jaw-dropping speed and precision. Cricut Explore 3 is compatible with Smart Materials for super-easy, super-long cuts up to 12 ft (3.6 m) without a mat – just load & go! And it's up to 2X faster than its predecessor, so you can bust out everything from custom iron-ons to big banners in record time. Cricut Explore 3 works with 6 different tools for cutting and embellishing 100+ materials, including cardstock, vinyl, iron-on, glitter paper, cork, and bonded fabric. Ideal for everyday craft projects or big-time DIY adventures. Use with Design Space® app for iOS®, Android™, Windows®, and Mac®.\*

Cricut Explore™ 3 machine **includes:**

- Premium Fine-Point Blade + Housing
- Welcome card
- USB cable
- Power adapter
- Free trial subscription to Cricut Access™ (for new subscribers)
- 100 ready-to-make projects online
- Material for a practice cut

- Cuts 100+ materials from cardstock, vinyl & iron-on to glitter paper & bonded fabric<sup>1</sup>
- Compatible with 6 tools for cutting, writing, foiling & more (sold separately)<sup>2</sup>
- Up to 2X faster than its predecessor<sup>3</sup>
- Compatible with Smart Materials for cuts up to 12 ft (3.6 m) in one go<sup>4</sup>
- Fine-Point Blade for cutting a wide variety of popular craft materials
- Works with Foil Transfer Tool adds pro-level foil embellishments<sup>2</sup>
- Works with Scoring Stylus and Deep-Point Blade<sup>2</sup>
- Bluetooth® wireless technology\*
- Docking slot for mobile devices & built-in storage
- Compatible with Cricut Roll Holder to support rolls of Smart Material up to 75 ft (22.8 m)<sup>2</sup>
- Free design app for Windows® and Mac® computers and iOS® and Android™ device

1. For compatible materials see [cricut.com/materials](https://cricut.com/materials)

2. Additional tools & accessories sold separately. For compatible tools, see [cricut.com/blades](https://cricut.com/blades)

3. When cutting Cricut® Smart Materials™, compared to Cricut Explore Air® 2 using Fast Mode

4. With Smart Materials™ over 6 in (15.2 cm) in length

# What's in the Cricut Explore 3 Box

- Cricut Maker 3 machine
- Premium Fine-Point Blade + Blade Housing (pre-installed in the B clamp)
- Accessory Adapter (pre-installed in the A clamp)
  - Quick Start Guide
  - Safety document
  - Warranty document
    - USB cable
- Power adapter and power cord
  - Material for test cut
  - Bonus materials



Your Cricut machine comes with everything you need to get set up and perform a test cut at the end of the new machine setup process. Any included digital entitlements, such as free ready-to-make projects, images, and fonts, are automatically activated when you complete the new machine setup.

# What can you make with a Cricut Explore?

Foiling projects



Cardstock




Coasters



Vinyl

Iron On

Cards



# Cricut Explore 4



## Why choose Cricut Explore?

Personalize your everyday with the next generation of our most popular smart cutting machine, Cricut Explore 4.

Make popular projects like custom vinyl decals, full-color stickers, cards, and T-shirts. You can even make in multiples.

This machine delivers speed, precision, and accuracy, cutting up to 2X faster than the previous model. It comes with materials to hit the ground cutting, and easy-to-follow setup instructions online. No design experience required. Works with free Design Space® app. Dimensions: 22.2 in x 7 in x 5.9 in (56.4 cm x 17.8 cm x 15 cm)

Weight: 11.1 lbs (5.03 kgs)

Max cut size using machine mat: 11.5 in x 23.5 in (29.2 cm x 59.6 cm)

Max cut size using Smart Materials™: 11.7 in x 12 ft (29.7 cm x 3.6 m)

Cut speed: up to 14.1 ips

### **Cricut Explore™4 machine includes:**

- Cricut Explore 4 smart cutting machine
- Premium Fine-Point Blade + Housing
- Light Grip Machine Mat
- Fine Point Pen (0.4 mm)
- Mini Weeder
- Materials for practice cuts

- Works with 100+ materials, including popular materials like vinyl, iron-on & cardstock
- Cuts intricate designs with precision
- Writes, draws, foils, scores & more
- Compatible with your home inkjet printer to print then cut full-color designs
- Free, easy-to-learn Design Space app
- Bluetooth® wireless technology
- Make up to 10 projects with included supplies
- Upload & cut your own designs or choose from the Cricut Design Space library
- Online courses & beginner cheatsheets
- World-class customer support is available via phone or chat
- Cricut Manufacturer Warranty


# What's in the Cricut Explore 4 Box

- Cricut Explore 4 machine
- Premium Fine-Point Blade + Blade Housing (pre-installed in the B clamp)
- Accessory Adapter (pre-installed in the A clamp)
  - Quick Start Guide
  - Light Grip Machine Mat
  - Fine Point Pen (0.4 mm)
    - USB cable
- Power adapter and power cord
  - Mini Weeder
- Materials for practice cuts



Your Cricut machine comes with everything you need to get set up and perform a test cut at the end of the new machine setup process. Any included digital entitlements, such as free ready-to-make projects, images, and fonts, are automatically activated when you complete the new machine setup.

# Cricut Maker 3



## Why choose Cricut Maker?

Unleash your creativity with the power, versatility and speed of Cricut Maker 3, the ultimate smart cutting machine. Now smarter and faster than ever, Cricut Maker 3 has the power to cut 300+ materials – everything from the most delicate fabric and paper to heavy chipboard, tooled leather, balsa wood, and more. With speeds up to 2X faster than the previous generation, Cricut Maker 3 is compatible with all-new Smart Materials for super-long, super-precise cuts up to 12 ft (3.6 m) without a mat. Choose from 13 tools to cut, score, write, deboss, engrave, or add myriad other decorative effects with pro-level power and precision. With 10X more cutting power than Cricut Explore family machines, Cricut Maker 3 has the versatility and performance to take your creativity to the ultimate level. Use with Design Space® app for iOS®, Android™, Windows®, and Mac®.\*

### **Cricut Maker™ 3 machine includes:**

- Premium Fine-Point Blade + Housing
- Welcome card
- USB cable
- Power adapter
- Free trial subscription to Cricut Access™ (for new subscribers)
- 100 ready-to-make projects online
- Material for a practice cut

- Cuts 300+ materials, from the most delicate fabric and paper to matboard and leather
- Compatible with 13 tools for cutting, writing, scoring, foiling & embellishing
- Up to 2X faster than its predecessor
- 10X the cutting force
- Compatible with Smart Materials for cuts up to 12 ft (3.6 m) in one go
- Works with Rotary Blade for cutting virtually any fabric
- Works with Knife Blade for thicker materials up to 2.4 mm
- Works with Scoring Wheels to create razor-sharp creases and crisp folds
- Works with Foil Transfer Tool adds pro-level foil embellishments
- Additional tools available for creating decorative effects like engraving, debossing & more
- Bluetooth® wireless technology\*
- Docking slot, USB port for charging devices & built-in storage
- Compatible with Cricut Roll Holder to support rolls of Smart Material up to 75 ft (22.8 m)
- Free design app for Windows® and Mac® computers and iOS® and Android™ devices

# What's in the Cricut Maker 3 Box

- Cricut Maker 3 machine
- Premium Fine-Point Blade + Blade Housing (pre-installed in the B clamp)
- Accessory Adapter (pre-installed in the A clamp)
  - Quick Start Guide
  - Safety document
  - Warranty document
    - USB cable
- Power adapter and power cord
  - Material for test cut
  - Bonus materials



Your Cricut machine comes with everything you need to get set up and perform a test cut at the end of the new machine setup process. Any included digital entitlements, such as free ready-to-make projects, images, and fonts, are automatically activated when you complete the new machine setup.

Note: Knife Blade, Rotary Blade, QuickSwap Tools, machine mats, and other accessories sold separately.

# Cricut Maker 4



## Why choose Cricut Maker?

Personalize without limits with Cricut Maker®4, the next generation of our ultimate smart cutting machine. With lots more compatible tools and materials than our other cutting machines, you'll be amazed by what's possible. Make big banners, engrave metal, deboss leather, and so much more. Plus, it can make all the popular projects our other machines can make like custom cards, T-shirts, and full-color stickers. This machine delivers speed, precision, and accuracy, cutting up to 2X faster than the previous model. It comes with materials to hit the ground cutting, and easy-to-follow setup instructions online. No design experience required. Works with free Design Space® app.

### **Cricut Maker™ 4 machine includes:**

- Cricut Maker 4 smart cutting machine
- Premium Fine-Point Blade + Housing
- Light Grip Machine Mat, 12 in x 12 in (30.4 cm x 30.4 cm)
- Fine Point Pen (0.4 mm)
- Mini Weeder
- Materials for practice cuts

Dimensions: 22.1 in x 7.1 in x 6.2 in (56.1 cm x 18 cm x 15.7 cm)

Weight: 15.4 lbs (6.98 kgs)

Max cut size using machine mat: 11.5 in x 23.5 in (29.2 cm x 59.6 cm)

Max cut size using Smart Materials™: 11.7 in x 12 ft (29.7 cm x 3.6 m)

Cut speed: up to 14.1 ips

- Works with 300+ materials, including popular materials like vinyl, iron-on & cardstock – plus leather, matboard & more
- Cuts intricate designs with precision
- Writes, draws, foils, engraves, embosses, and more
- Compatible with your home inkjet printer to print then cut full-color designs
- Free, easy-to-learn Design Space app
- Bluetooth® wireless technology
- Make up to 10 projects with included supplies
- Upload & cut your own designs or choose from the Cricut Design Space library
- Free video tutorials & beginner cheatsheets
- World-class customer support is available via phone or chat
- Cricut Manufacturer Warranty

# What's in the Cricut Maker 4 Box

- Cricut Maker 4 machine
- Premium Fine-Point Blade + Blade Housing (pre-installed in the B clamp)
- Accessory Adapter (pre-installed in the A clamp)
  - Quick Start Guide
- Light Grip Machine Mat, 12 in x 12 in (30.4 cm x 30.4 cm)
  - Fine Point Pen (0.4 mm)
  - Mini Weeder
- Materials for practice cuts
  - USB cable
- Power adapter and power cord



Your Cricut machine comes with everything you need to get set up and perform a test cut at the end of the new machine setup process. Any included digital entitlements, such as free ready-to-make projects, images, and fonts, are automatically activated when you complete the new machine setup.

Note: Knife Blade, Rotary Blade, QuickSwap Tools, machine mats, and other accessories sold separately.

# What can you make with a Cricut Maker?

Basswood



Engraving



Cardstock



Iron On



Foiling



Fabric patches



**Foiling projects**



**Stickers**



**Leather**



**Vinyl Stickers**

**Iron On**

**Felt /flowers**

# What else will I need?


## Tools - you need tools

a variety of tools to help you, cut, weed your vinyl, score your cardstock, burnish your transfer tape, roll on your materials securely and then lift them off. Having the right tool for the right job goes a long way.



## Mats - you need extra mats for sure

Make sure you pick up some extra mats. LightGrip for everyday use from vinyl to cardstock, StandardGrip for vinyl, cardstock, IronOn and StrongGrip for all those fancy chipboard cuts, balsa wood and more.



## Consumables - to make stuff

You will need transfer tape if you buy Vinyl to decorate bottles, mugs and notebooks. Transfer tape lets you transfer the vinyl cut image to your surface. IronOn is what you will use to decorate and customize t-shirts, pillows and shopping bags. Pens if you want to write inside note cards, and draw images. Printable vinyl if you want to make stickers using the print and cut feature for candles, jars, books, school etc. And don't forget those extra blades and replacement blades to fit into your specific machine to ensure your late night cutting adventures continues stress free.



## **Pens - to write and draw**

Bring your projects to life with Cricut pens and markers. Available in a variety of colors and styles, these pens add a personal touch to any project. From metallic, glitter, watercolour to plain there's a pen for any project.

# Machine Plug

Inside your machine box you will find this plug - this is the plug that you will use to power up your machine. The 2 prong plug is what will go into the electrical socket or outlet in the wall either directly or using a two prong adapter. The 2 units are connected to each other - plug the otherside of the two prong plug into the box. The small round tip will go into the back of your machine.





# Compare Machines



Cricut Joy™



Cricut Joy™


Perfect for	Small, simple projects like custom cards, decals & labels	Everyday projects like stickers, decals & T-shirts
Max material width	5.5 in	8.5 in
Max cut length	4 ft	4 ft
Material compatibility*	50+ materials	50+ materials
Compatible with Smart Materials™	5.5 in wide, up to 20 ft	8.5 in wide, up to 20 ft
Tools/Capabilities**	3 tools (cutting, writing & foiling)	3 tools (cutting, writing & foiling)
Commercial-grade performance	—	—
Works with home printer to print then cut full-colour designs	—	✓
Free design app for iOS, Android™, Windows®, and Mac®	✓	✓
Connectivity	Bluetooth®	Bluetooth®

\*For all compatible materials, see [cricut.com/materials](https://cricut.com/materials)

\*\*Additional tools sold separately. For compatible tools, see [cricut.com/blades](https://cricut.com/blades)



Cricut Joy Xtra™



Cricut Explore™ 4



Cricut Maker™ 4

Projects like decals, cards, & more	Popular projects like decals, decor, T-shirts, stickers & more	Popular projects, plus you can cut wood, engrave metal & more
5 in	13 in	13 in
20 ft	12 ft	12 ft
Materials	100+ materials	300+ materials
13 in wide, up to 20 ft	13 in wide, up to 75 ft	13 in wide, up to 75 ft
6 tools (cutting & foiling)	6 tools (cutting, writing, scoring & foiling)	13 tool (cutting, writing, scoring, foiling, debossing, engraving & more)
✓	✓	✓
✓	✓	✓
✓	✓	✓
Bluetooth®	Bluetooth®, USB	Bluetooth®, USB

# Our range of extension machines



Please  
check which  
Cricut Heat  
Products  
are available  
in your  
region



# MugPress



Give the gift of vibrant, professional-quality, personalized mugs with Cricut Mug Press. Just create your design using Cricut Infusible Ink materials, attach it to your mug, and let the press do the rest! With no manual temperature or pressure settings, it's easy to customize Infusible Ink compatible mugs\* with one-of-a-kind art or text. A patent-pending heat plate with zone heating creates excellent, consistent results. Perfect gifts for family, friends, teachers, neighbors, and coworkers have never been this easy. Optimized for Infusible Ink products, this unique mug press is the perfect complement to any Cricut cutting machine. Carefully follow instructions at [cricut.com/make-mugs](https://cricut.com/make-mugs).

Adult use only. Use in well-ventilated area. Vapor emitted during heat transfer.

See [cricut.com/help/infusible-ink-warning](https://cricut.com/help/infusible-ink-warning)

\*For use with Infusible Ink compatible mugs, 11 - 16 oz (350 - 470 ml) straight wall only; 82 - 86 mm diameter mugs +/- 1 mm (3.2 - 3.4 in)(8,64 cm)

\*For use with compatible sublimation mug blanks, poly-coated, 11 - 16 oz (350 - 470 ml) straight wall only; 82-86 mm diameter mugs +/- 1 mm (3.2-3.4 in)(8,64 cm)

## Features

- Cricut Mug Press for 11 - 16 oz (350 - 470 ml) Infusible Ink compatible mugs\*
- Make pro mugs in minutes with easy, one-touch settings
- Get peel-proof, dishwasher-safe results with Infusible Ink™ materials
- Thoughtful safety features include auto-off
- Requires Infusible Ink Transfer Sheets, Pens, or Markers & compatible mug blanks (sold separately)



## Make pro looking mugs at home in 3 easy steps



# EasyPress Mini™ Zen Blue



## EasyPress Mini 2009429

Mini but mighty! Bring on the unusual objects and projects with Cricut EasyPress Mini™. Now you can get high-impact heat-transfer results in a thoughtful, compact design. Whether it's a uniquely shaped object or an extra-small project, including shoes, stuffed animals, and more, you'll have what it takes to make a successful transfer. Easily curve with contours, get between buttons, and even squeeze into seams. Three heat settings are all you need for every heat transfer project, including Infusible Ink™ projects. An insulated base and an auto-off feature are safety features you'll love. Plus it's lightweight, portable, and easy to store. Works with major brands of iron-on (HTV), Infusible Ink™ & sublimation products.

### Features

- It's a perfect complement to any Cricut cutting machine or larger Cricut heat press. Compact size ideal for unusually small or unique heat transfer projects
- Customize unusual projects like shoes and stuffed animals
- Ceramic-coated heat plate for dry, even, edge-to-edge heat
- 3 heat settings for every project
- Insulated Safety Base and auto-shutoff feature
- Precision tip for added control and accuracy
- Lightweight, portable, easy to store
- Effortlessly glides over uneven surfaces
- A perfect complement to Cricut® smart cutting machines and larger Cricut® heat presses



## Perfect for hard to reach places with the precision tip



Take on speciality projects like shoes, soft toys & more.



Easily press on hard-to-reach places with precision tip.



3 heat settings for iron-on (HTV), Infusible Ink™ & sublimation products.

# EasyPress 3 9x9”



## EasyPress 3 9x9” 2009148

The world’s most beloved heat press is now smarter than ever with built-in Bluetooth® wireless technology. Connect Cricut EasyPress 3 to the Cricut Heat app to send precise time & temperature settings and follow step-by-step guidance for any project. A ceramic-coated heat plate offers a super-fast heat-up up to 400F (205°C). Press with peace of mind with an insulated safety base & auto-off feature. Cricut EasyPress 3 is portable, easy to store, and compatible with iron-on (HTV), Infusible Ink & sublimation products. An excellent companion to Cricut cutting machines.

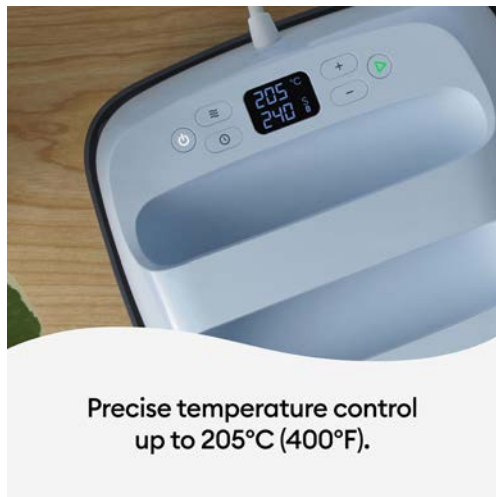
### Features

- 9 in x 9 in (22.5 cm x 22.5 cm) size ideal for basic T-shirts, tote bags, pillows, aprons, and more
- Connects to Cricut Heat™ app via Bluetooth® connection
- Precise temperature control up to 400F (205°C)
- Advanced heat plate design with ceramic-coated surface
- Compatible with major brands of iron-on (HTV), Infusible Ink™ and sublimation products
- Cricut EasyPress® 3, 9 in x 9 in (22.5 cm x 22.5 cm) & Safety Base

Product will not function until activated with Cricut Heat app and compatible internet-connected mobile device.



## Precise temperature control



# EasyPress 3 12x10”



## EasyPress 3 12x10” 2009154

The world's most beloved heat press is now smarter than ever with built-in Bluetooth® wireless technology. Connect Cricut EasyPress 3 to the Cricut Heat app to send precise time & temperature settings and follow step-by-step guidance for any project. A ceramic-coated heat plate offers a super-fast heat-up up to 400F (205°C). Press with peace of mind with an insulated safety base & auto-off feature. Cricut EasyPress 3 is portable, easy to store, and compatible with iron-on (HTV), Infusible Ink & sublimation products. An excellent companion to Cricut cutting machines.

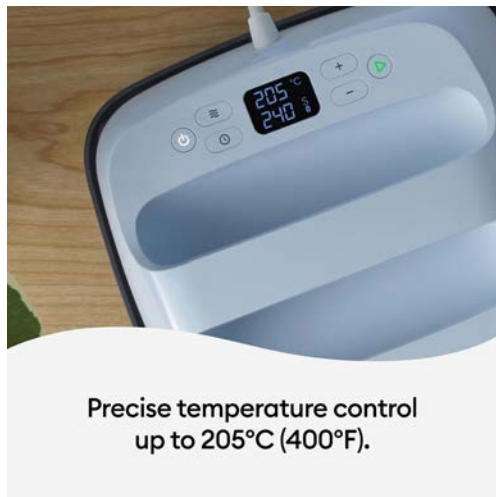
### Features

- 12 in x 10 in (30 cm x 25 cm) size ideal for sweatshirts, banners, blankets & more
- Connects to Cricut Heat™ app via Bluetooth® connection
- Precise temperature control up to 400F (205°C)
- Advanced heat plate design with ceramic-coated surface
- Compatible with major brands of iron-on (HTV), Infusible Ink™ and sublimation products
- Included: Cricut EasyPress® 3, 12 in x 10 in (30 cm x 25 cm) & Safety Base

Product will not function until activated with Cricut Heat app and compatible internet-connected mobile device.



## Precise temperature control



# AutoPress



**AutoPress 2008880**

Introducing the perfect professional heat press made for home use. Merging commercial power with a sleek, home-friendly design, Cricut AutoPress™ harnesses state-of-the-art automated features to help you make more in less time. Zero Effort™ operation lets you close the machine with just two fingers, and the handle's motor does the rest. Dial in precise time & temp settings on the control pod to ensure consistent results, whether you're working on a big-business production or a one-time passion project. Reaching up to 400°F (205°C), the ceramic-coated heat plate automatically adjusts to materials up to 2 in (5 cm) thick – that means no pressure adjustments required. The machine auto-releases when press is complete. Press with peace of mind as safety-conscious features like auto-off & certified temperature-rated plastics ensure a worry-free experience. Works with major brands of iron-on (HTV), Infusible Ink™ & sublimation materials. Excellent complement to all Cricut cutting machines.

Product will not function until activated using PC/Mac computer with USB port and internet connection.

Adult use only.

## Features

- 15 in x 12 in (38 cm x 30 cm) ceramic-coated heat plate
- Zero Effort™ operation to close machine with ease & auto-release when pressing cycle is complete
- Auto-adjusts to materials up to 2 in (5 cm) thick with top-down pressing so materials do not shift
- Control pod with four presets to reduce guesswork and maximize workflow
- Reaches temperatures up to 400 °F (205 °C) for iron-on (HTV), Infusible Ink™ & sublimation projects
- Safety features include auto-off after 13 minutes of inactivity & certified temperature-rated plastics
- Sturdy steel construction
- Extra-wide clearance in open position
- Dual voltage, use anywhere in the world
- 1 year Warranty

# Did you know?

The Cricut Heat APP gives you all of the information you need to get perfectly presses projects every time.

From transferring iron-on designs to cotton tees to custom pro-level hats and everything in between, the Cricut Heat™ app has you covered at every step – from a thorough supply list to the correct stacking order, to the big reveal.

Download the APP today for perfect projects every time.



<https://play.google.com/store/apps/details?id=com.cricut.heatpress&hl=en&gl=US>

<https://apps.apple.com/us/app/cricut-heat-diy-heat-transfer/id1543582461>

# Tools & Accessories



## Scoring Stylus

The scoring stylus is compatible with Cricut Maker and Cricut Explore machines. To use the Scoring Stylus instead of Cricut Scoring Wheels with Cricut Maker choose Edit Tools on the cut screen in Design Space.

**Scoring Stylus 2006699**



## Weeding Tool

Cricut Weeder is for “weeding,” or removing negative pieces around a cut image. When working with iron-on or vinyl images, it helps you precisely remove everything that isn’t part of your design from the carrier sheet. It’s also great for poking out tiny negative pieces from a cut cardstock image.

**Scoring Stylus 2006699**



## Scraper

Cricut Scraper is custom designed to clean unwanted scraps from the Cricut cutting mats, contributing to a longer lasting mat. It can also be used to smooth materials onto the mat or burnish materials such as vinyl to remove air bubbles or wrinkles

**Scraper & Spatula set 2006697**




## Spatula

Cricut Spatula precisely lifts images from the Cricut cutting mat, preventing intricate images from tearing or curling. The angled head of the spatula allows it to slide underneath the material with ease

## XL Scraper

Bigger is better when it comes to simplicity, speed, and amazing results! This jumbo-sized Cricut Scraper quickly cleans cutting mats and applies larger vinyl projects to surfaces with ease. The larger surface area means less time and toil when working with bigger vinyl designs. Also, quickly remove scraps and debris to prolong the life of your cutting mat and keep it clean for best results.

**XL Scraper 2006700**



## Broad tip tweezers

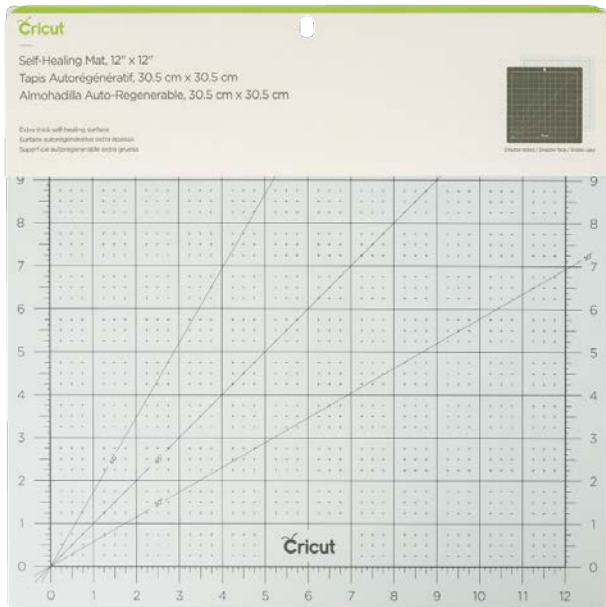
Use the broad tip tweezers to remove the fabric after you have made the cut. Can also be used for removing other materials from your cutting mat.



## Brayer

Eliminates every last wrinkle, kink, bubble, and pucker with ease. It firmly adheres material to your cutting mat and is perfect for pressing down fabric, vinyl, or iron-on, as well as inking blocks for printmaking.

**Applicator and Remover 2003923**



## Self Healing Mat

A self-healing mat allows you to cut without damaging your table, and the material “heals” after each cut so that the cutting surface is always even. Cricut self-healing mats are double-sided with large, easy-to-read numbers on wide 1” border and multi-angled gridlines. They contain nearly 2X more self-healing material vs. similar competitive mats. For use with rotary cutters and precision blades.

12x12” (30.5x30.5cm)

**Self-healing Cutting Mat 2004716**


## Rotary Cutting Kit

You’ll be off and cutting like a pro with the fully equipped Cricut Rotary Cutting Kit, including three must-haves for every maker: a 45 mm Rotary Cutter, 12”(30,48 cm) x 24”(60,96 cm) Acrylic Ruler, and a 18”(45,72 cm) x 24”(60,96 cm) double-sided self-healing mat. Enjoy crisp, controlled cuts on a wide variety of materials with the 45 mm Rotary Cutter; a quick-release button safely activates the carbon alloy steel blade when not in use.

The 18”(45,72 cm) x 24”(60,96 cm) cutting mat offers nearly 2X more self-healing material vs. similar competitive mats and includes 12”(30,48 cm) x 12”(30,48 cm) and 12”(30,48 cm) x 24”(60,96 cm) reference marks to match your Cricut machine mat sizes. The mat is double-sided with large, easy-to-read numbers on a wide 1”(2,54 cm) border. And with the 12”(30,48 cm) x 24”(60,96 cm) Acrylic Ruler, you’ll have exactly the dimensions every Cricut project demands so you can cut material to fit your Cricut machine mat in a flash. With its frosted finish, the ruler’s measurements, with marks in 1/8”(3,2 mm) increments, are easy to see on both light and dark materials. Plus, with lines at 30, 45, and 60 degrees, you’ll be able to create from any angle. Designed with the Cricut Maker crafter in mind but ideal for all imaginative beings on the planet.

Performance meets perfection with this essential Cricut Rotary Cutting Kit, including everything you need to expertly and effortlessly cut down materials for your Cricut® machine.

45 mm Rotary Cutter delivers crisp, controlled cuts on a wide variety of materials  
 Longer-lasting , double-sided self-healing mat keeps cuts clean  
 Oversized Acrylic Ruler makes it effortless to cut down fabric for your Cricut® machine



**Rotary Cutting Kit 2004844**

12x24” (46x61cm)

## Sewing Kit

No corners were cut to bring you this fully loaded Cricut Sewing Kit, including every must-have professional tool for your sewing and quilting projects. Get crisp, clean cuts through leather, denim, and even multiple layers of fabric with Fabric Shears. Take on tough threads with the Thread Snips. Effortlessly eliminate small stitches with the Seam Ripper, and keep your pins poised for use with an unbelievably adorable Pin Cushion, a tiny Cricut Maker. The Measuring Tape moulds over curved and flat surfaces alike, and the high-quality Leather thimble promises comfortable protection from those inadvertent pin pokes. Designed especially for the Cricut Maker crafter yet ideal for every maker on the planet.

You'll measure, cut, pin, and stitch in style with this premium kit that includes every essential for all of your sewing and quilting crafts. This all-in-one kit includes 7 sewing and quilting essentials and is the ideal companion for the Cricut® Maker™. It even includes an adorable Pin Cushion that looks like a mini Cricut machine!

8" Fabric Shears - Cut precisely through leather, denim, and multiple layers of fabric

Thread Snips - Easily cut threads

Seam Ripper - Remove small stitches

Pin Cushion and Pins - Store and readily access

Measuring Tape - Measure curved and flat surfaces



## True Control Knife



With its razor-sharp edge, piercing tip, and superior blade lock system, the Cricut® TrueControl™ Knife gives you better control and beautiful results every time. Experience amazing precision and accuracy when working on a wide variety of materials, including paper, cardstock, thin plastics, canvas, and more. You'll never have to touch a blade with our patented hands-free blade changing system. Thanks to the thoughtful anti-roll design, you can rest assured the knife will stay put when not in use. Get ready to make something amazing because you'll enjoy hours of fatigue-free work with a comfortable, cushioned grip. Replacement blades sold separately.

**True Control Knife Blue 2004843**



## Rotary Cutter

Cricut Rotary Cutters make it easy to cut fabric by hand. A comfortable, symmetrical handle gives you precise control whether right- or left-handed. Also has a sliding quick-release blade cover for safety when not in use.



## Tweezers

Cricut Tweezers lift and secure in one step with their reverse grip design - squeeze the handle together to open, and release pressure to clamp together. Smooth interior points help prevent tearing or marring your materials.



## Cricut Essential Tool Set 13"

Craft in style with the Cricut Essential Tool Set. This 7-piece set comes with every tool you will need for a Cricut crafting session and perfectly complements your machine with a classic blend of performance and style. You'll be equipped to precisely and expertly handle any project that strikes your fancy, from vinyl for decals, to iron-on decor projects, to cardstock masterpieces - and that's just the beginning. It's an essential companion for all Cricut cutting machines.

**13" Essential Tool set 2008760**

## Cricut Joy Machine Carry Case



Easily transport your Cricut Joy™ machine to bring happiness with you. Padded interior for a safe, snug fit of your machine, plug and cable, pen and tools. This carrier bag is a must have for your Joy machine.

**Joy Carry Bag 2007812**



## Cricut Machine Tool Organizer

Keeps tips and housings organized, safe, and ready to use. Holds up to 10 Cricut tool housings and 9 QuickSwap™ tips (sold separately)

Upper compartment holds Cricut housings and tools  
Lower compartment holds QuickSwap tips with or without protective caps. See every tool clearly with clear plastic casing

**Machine Tool Organizer 2008606**



## Cricut Joy Starter Tool Set

Make Cricut Joy projects even easier with these 3 must-have tools. Use the Spatula to carefully lift delicate materials like paper from your cutting mat. Turn to the Weeder when you need to remove unwanted vinyl & iron-on pieces from your design. You'll use the Scraper to apply vinyl decals or clean material remnants from your mat.

**Joy Starter Tool set 2007994**

## Cricut Roll Feeder

This handy accessory for Cricut Explore(R) 3 and Cricut Maker(R) 3 keeps Smart Materials(TM) organized and aligned for clean, precise cuts. Cricut Roll Holder secures and guides rolls of Smart Materials into your cutting machine for cutting projects without a mat - just load & go.

**Roll Feeder 2009039**



# Blades



**QuickSwap housing**- The QuickSwap Housing allows you to quickly swap between scoring, debossing, engraving, and all the other tips available. Simply snap the tip you want into the QuickSwap Housing by pushing in the top nib to release the tip, while keeping it in place with another tip and let go, load it into the carrier and tell your Cricut Maker to “Go!”



## Engraving Tip

Inscribe decorative flourishes and embellishments, monograms, personalized text, and more on a variety of materials.



## Perforation Blade

Get the perfect tear quickly and effortlessly with precise perforation cuts for a wide variety of projects.



## Debossing Tip

Add professional polish and elevated elegance to paper crafts with crisp, detailed debossed designs.



## Wavy Blade

Add a fun wavy decorative edge to any design.



## Scoring Wheel and Double Scoring Wheel

Get extra-deep score lines for crisp creases and effortless folds on everyday and specialty material projects. With the ability to use up to 10X more pressure than the Scoring Stylus, these two tools – Scoring Wheel and Double Scoring Wheel – create crisp creases in thick and thin materials to make perfect, effortless folds.

- Scoring Wheel makes a deep, single score line – perfect for uncoated, light materials, including crepe paper, light cardstock, and even acetate
- Double Scoring Wheel creates two deep, parallel score lines – exactly what you need for coated or heavier materials like poster board and cardboard
- Uses Cricut QuickSwap Housing. The QuickSwap Housing makes changing tips as easy as pushing a button.
- The drive housing for this blade comes with a plastic cover over the gear at the top of the housing. We recommend that this cover remains in place while cutting to prevent hair or other material from getting caught in the gears
- Compatible only with Cricut Maker machines


**\*\*Maker & Maker 3, Maker 4 uses the same blades**

# Quick swap housing vs Static blade



## Quick swap housing

if you see this small silver button - it means it is a quick swap housing - press the button to release the tip and insert another tip - quickly and easily



## Static Blade

if you don't see a small silver button at the top, it means it is NOT a quick-swap housing, but a single solid unit

Blades with a copper ratchet gear system as seen above , can ONLY fit and be used in a Maker and Maker 3, Maker 4. The Maker range has a gear system that will line up with these blades to enable it to change direction and run inside of each other. **If you do NOT see a gear system in your machine, you cannot use the blade in that machine.**

## Knife Blade **Maker Only**



Works exclusively with the Cricut Maker. The Knife Blade is designed to cut materials like leather, chipboard, balsa wood. Materials can be up to 2,4mm thick. The life of the blade will vary depending on the density and thickness of the material you are cutting, as well as the intricacy of your design.

**Knife Blade 2007441**

## Rotary Blade **Maker Only**



The rotary blade brings infinitely customizable, precision fabric cutting to the world of home sewing crafts for the first time. With its gliding, rolling action, this unique blade cuts through virtually any fabric quickly and accurately - without the need for a backer material.

**Rotary Blade 2007449**

## Deep Point Blade

The Deep-Point Blade has a **steeper blade angle (60 degrees vs 45)** and harder, more durable steel. Use it with your Maker or Explore machine



The deep-point blade performs intricate cuts on a wider variety of materials. Recommended for intricate cuts on thicker materials, such as magnet, chipboard, stamp material, thick cardstock, foam sheets, cardboard. Deep-Point blades are black in color. Must be used with the Deep-Point Blade Housing. Can be used with Explore and Maker machines.

## Premium Fine-Point Blade



Premium Fine-Point blades are designed to make the most intricate cuts in a variety of thin to medium-weight materials. Recommended for use with paper, cardstock, poster board, vinyl, iron-on, and other thin to medium weight materials. Cricut Maker and Cricut Explore machines

## Bonded Fabric Blade



The Bonded-Fabric Blade is a precision cutting blade that stays sharper longer if used with bonded fabric and fabric with an iron-on. It's made from premium German carbide steel and specially designed to make intricate cuts with your Cricut Maker machine. The Bonded-Fabric Blades work with the Maker, Explore. Explore One, Explore Air, and Explore Air 2 machines.

## Foil Transfer Tool



The Foil Transfer Tool is used with Foil Transfer Sheets to add a foil effect to projects on a variety of materials. It comes with 3 interchangeable tips - fine, medium, and bold. All suitable for projects ranging from simple outlines to intricate designs. Also compatible with Cricut Explore machines.

**ONLY use replacement blade tips in the correct housings - Deep Point blades can't be used in a Fine Point housing**

If the blade or housing looks like this - all the same shape and size like the blade inside your machine, it means that it can be used in the Explore Air 2, Explore 3, Maker and Maker 3, Maker 4. Even if the packaging says only “Explore” this can fit into all of the above mentioned machines.



#### **Deep point Blade**

- Can be used in Explore Air 2, Explore 3, Maker & Maker 3
- Use only black replacement blades in the black housing

**Deep point Blade with housing 2002293**



#### **Premium Fine-Point blade**

- Can be used in Explore Air 2, Explore 3, Maker & Maker 3
- Use only fine point replacement blades in this housing

**Premium Fine Point Blade with housing 2004225**



#### **Foil Transfer Tool**

- Can be used in Explore Air 2, Explore 3, Maker & Maker 3
- Only use the accompanying tips in the Foil tool tip

**Cricut Maker Foil Transfer Tool with 3 Tips 2008727**

**ONLY Replacement blades, Blade housings, Cutting mats and pens marked as Cricut Joy can be used in the Joy machine. These are a different size to that of the bigger machines. However - Pens and blades marked for Joy can work in the Cricut Joy Xtra™ as well, but Cutting Mats for the Joy Xtra will only work in the Joy Xtra as these are a different size than the Joy Mats. Please make sure you purchase the correct blades and accessories for your machine.**

## Cricut Joy™ Replacement Blade



You'll be ready for anything with a fresh replacement blade on hand. Cut any Cricut Joy material down to size or even materials you already have at home. Designed to resist wear and breakage, this sharp blade will help you breeze through projects large and small. Without the Blade housing.

**Replacement Blade 2007929**

## Cricut Joy™ Blade with housing



**Blade+Housing 2007927**



## Cricut Joy™ Foil Transfer Kit

Add a little shimmer and shine to your Cricut Joy™ projects with stunning foil accents – think cards, invitations, gift tags & more. This unique tool gives you pro-level, polished results that shine. With 12 Foil Transfer Sheets included, you'll have everything you need to make like a DIY pro right out of the box. Just follow the Cricut Design Space® prompts, and when your Cricut Joy machine is done, peel to reveal the glimmer and gleam. Use with Cricut Foil Transfer Sheets, available in a striking array of colors. For more info, see [cricut.com/help/foil-transfer](https://cricut.com/help/foil-transfer).

**Foil Transfer Kit Joy 2009057**

**Included in packaging is:**

1 x Cricut Joy™ Foil Transfer Tool Housing

1 x Tip

12 x Foil Transfer Sheets 4 in x 6 in (10.1 cm x 15.2 cm) +Tape



# Blade Compatibility



Blade	Premium Fine Point	Deep Point Blade	Rotary Blade	Knife Blade	Quick Swap housing
Explore Air 2	✓	✓			
Explore 3 Explore 4	✓	✓			
Maker	✓	✓	✓	✓	✓
Maker 3 Maker 4	✓	✓	✓	✓	✓


\*For all compatible materials, see [cricut.com/materials](https://cricut.com/materials)

\*\*Additional tools sold separately. For compatible tools, see [cricut.com/blades](https://cricut.com/blades)

Free design app for iOS®, Android™, Windows®, and Mac®

All Cricut replacement blades come with a protective rubber cap on the sharp end to avoid cutting yourself. This needs to be removed to reveal the blade/cutting edge.


# Cutting mats



## Light Grip Mat

Perfect for standard paper, light cardstock, vellum, and more, the LightGrip Mat was carefully engineered for a wide range of light-weight materials. As the interface between your material and your Cricut machine, each reusable mat holds your material in place as it's cut, and makes it easy to cleanly remove finished pieces once a cut is complete. Each mat is formulated to ensure the best possible adhesion and the longest possible life. For use with Cricut Maker® and Cricut Explore® cutting machines.


**LightGrip 12x12" 2007792**



## Standard Grip Mat

Perfect for heavy cardstock, patterned paper, vinyl, iron-on, and more, the StandardGrip Mat was carefully engineered for a wide range of medium-weight materials. As the interface between your material and your Cricut machine, each reusable mat holds your material in place as it's cut, and makes it easy to cleanly remove finished pieces once a cut is complete. Each mat is formulated to ensure the best possible adhesion and the longest possible life. For use with Cricut Maker® and Cricut Explore® cutting machines.

**StandardGrip 12x12" 2007793**



## Strong Grip Mat

Perfect for materials like specialty cardstock, chipboard, mat board, and backed fabric, the StrongGrip Mat was carefully engineered for heavyweight materials. As the interface between your material and your Cricut machine, each reusable mat holds your material in place as it's cut, and makes it easy to cleanly remove finished pieces once a cut is complete. Each mat is formulated to ensure the best possible adhesion and the longest possible life. For use with Cricut Maker® and Cricut Explore® cutting machines.

**LightGrip 12x12" 2007795**








## Fabric Grip Mat


Use with most fabrics, including cotton, polyester, denim, felt, and canvas. The FabricGrip Mat combines increased strength and density plus a light adhesive to cut fabrics with the Rotary Blade or Bonded-Fabric Blade. As the interface between your material and your Cricut machine, each reusable mat holds your material in place as it's cut, and makes it easy to cleanly remove finished pieces once a cut is complete. Each mat is formulated to ensure the best possible adhesion and the longest possible life. For use with Cricut Maker® and Cricut Explore® cutting machines.

**LightGrip 12x12" 2007789**

# Cricut® Machine Mat Cheatsheet

Use this guide to determine which mat to use.

<b>What is it?</b>	A machine mat holds a material in place as the machine cuts, writes, or embellishes.			
<b>Machine Compatibility</b>	For Cricut Explore® & Cricut Maker® series cutting machines.			
<b>Mat</b>	<b>LightGrip</b> 	<b>StandardGrip</b> 	<b>StrongGrip</b> 	<b>FabricGrip</b> 
<b>Color</b>	Blue	Green	Purple	Pink
<b>Use For</b>	Lightweight materials	Medium-weight materials	Heavyweight materials	All fabrics
<b>Materials</b>	Most cardstock Printer paper Pearl paper Vellum Wrapping paper	Vinyl Iron-on (HTV) Glitter & embossed cardstock Infusible Ink™ Transfer Sheets Acetate Kraftboard Matboard Truebrush paper	Basswood Wood veneer Felt Leather Aluminum sheets Chipboard Corrugated paper	Fabric Crepe paper
<b>Care Instructions</b>	To keep mat sticky and free of debris, use included clear film cover when not in use. To prolong mat life, remove pieces with Scraper at an angle of 45 degrees or less.			
<b>Helpful Tools</b>	(1) Spatula to lift cut pieces (2) Tweezer to lift large pieces of thick material from StrongGrip Mat (Purple) (3) Scraper to remove excess pieces			
<b>When to Replace</b>	Replace mat when it loses its stickiness or you notice materials shift, rip, or shred during machine use.			
<b>Tips</b>	<ul style="list-style-type: none"> <li>• For best results, peel mat away from material rather than material away from mat.</li> <li>• Mat is not needed when using Smart Materials™ with compatible cutting machines.</li> <li>• Keep in mind the terms “cutting mat” and “machine mat” are often used interchangeably.</li> <li>• To ensure performance, only use recommended material types for each mat.</li> </ul>			




## Light Grip Machine Mat (30x60cm, 1 Piece)

Perfect for standard paper, light cardstock, vellum, and more, the LightGrip Mat was carefully engineered for a wide range of light-weight materials. As the interface between your material and your Cricut machine, each reusable mat holds your material in place as it's cut, and makes it easy to cleanly remove finished pieces once a cut is complete. Each mat is formulated to ensure the best possible adhesion and the longest possible life. For use with Cricut Maker® and Cricut Explore® cutting machines.

Longer Machine Mats available in different grip strengths and measures 30x60cm {12x24 inches} in size


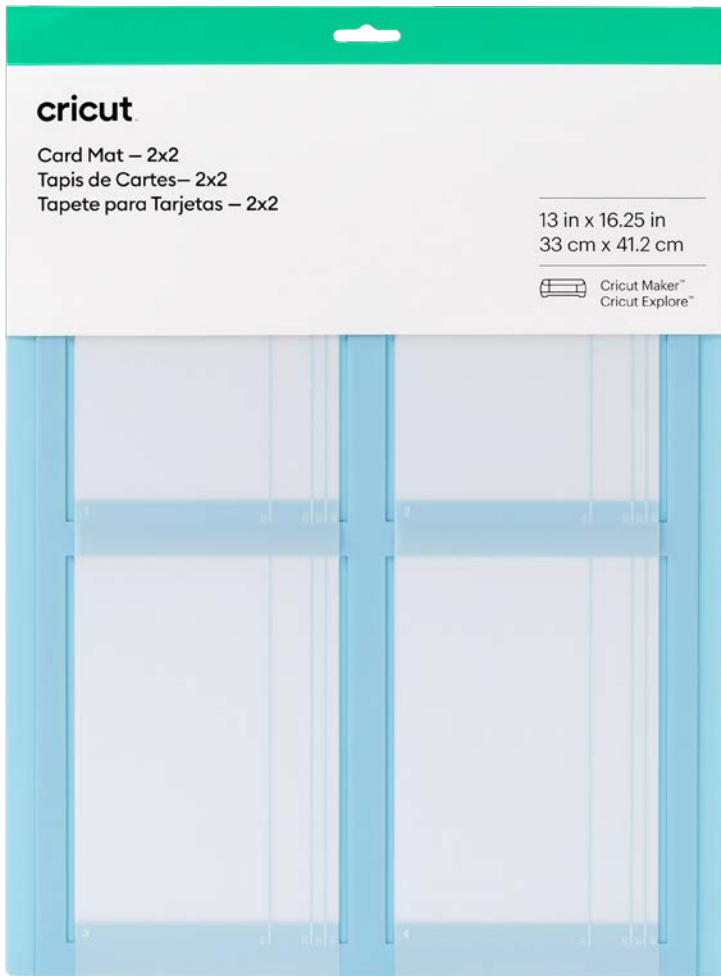


**StrongGrip Machine Mat**  
(30x60cm, 1 Piece)



**StandardGrip Machine Mat**  
(30x60cm, 1 Piece)

# Card mat 2x2



**2009488**

Multiply your card making with the reusable Cricut® Card Mat – 2x2. It holds up to 4 cards and works perfectly with all Cricut cards, including Insert Cards and Cutaway Cards (sold separately). For Birthdays, Thank Yous, Congrats, or Just Because – or all 4 at once. Make every card count. For all Cricut Explore and Cricut Maker machines. For a full list of compatible materials and instructions, visit [cricut.com/insertcards](https://cricut.com/insertcards).

## Features

- 2 reusable machine mats 13 in x 16.25 in (33 cm x 41 cm)
- Cut up to 4 custom cards at once
- Designed to work perfectly with all Cricut cards (sold separately)
- Personalize last-minute birthday cards, thank-you notes & eleventh-hour invites
- For Cricut Explore® or Cricut Maker® machines

## Compatibility

- Cricut Maker
- Cricut Explore Machines

# Cutting mats - Joy



## Cricut Joy Card Mat 1-pack

Customize cards in minutes with this handy reusable Card Mat. You can personalize last-minute birthday cards, thoughtful thank you notes, or event invites in a flash.

**Card Mat 2007968**




## Cricut Joy StandardGrip

(11.4 cm x 16.5 cm)

When you need a little bit stronger grip for medium-weight material. Perfect for Infusible Ink Transfer Sheets, even materials you may have at home like heavy cardstock for cutting and writing with your Cricut Joy™ machine.

**StandardGrip Mat 2007964**



## Joy StandardGrip Machine Mat 1-pack (11,5x30cm)

When you need a little bit stronger grip for medium-weight materials, this reusable mat's your go-to. Its long-lasting adhesive secures Adhesive-Backed Deluxe Paper, Infusible Ink Transfer Sheets, even materials you may have at home like heavy cardstock for cutting and writing with your Cricut Joy™ machine.

**StandardGrip 2007965**

## Joy LightGrip Machine Mat 1-pack (11,5x30cm)

When you need a softer release for lightweight materials, this reusable mat's your go-to. Its long-lasting adhesive secures everyday paper items you may already have at home like copy paper and light cardstock for cutting and writing with your Cricut Joy™ machine.

**LightGrip 2007966**



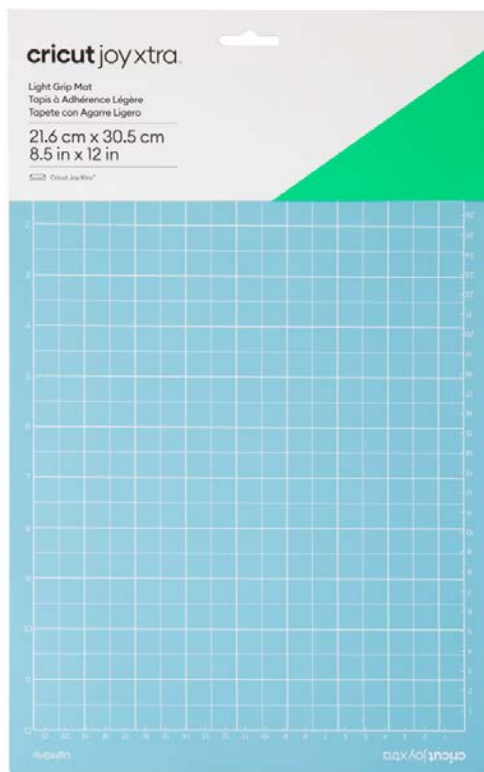
# Cutting mats - Joy Xtra




## Cricut Joy Xtra Card Mat 1-pack

Customize cards in minutes with this handy reusable Card Mat. You can personalize last-minute birthday cards, thoughtful thank you notes, or event invites in a flash.

**Card Mat 2010625**



Cricut Joy Xtra LightGrip Cutting Mat  
**LightGrip 2010626**



Cricut Joy Xtra StandardGrip Mat  
**StandardGrip 2010627**

# Materials

Any size transfer tape can be used. Transfer tape is cut down to size to fit onto your Cut design - but you can use any size with any machine/project.



## StrongGrip Transfer Tape (30x120cm)

Transfer your custom vinyl cuts to a variety of surfaces with ease and precision. This specially designed extra-strong transfer tape is made for heavier vinyl, including Cricut Glitter Vinyl. Use it to create shimmering media covers, labels, decor, and more. For use with all Cricut cutting machines.

## StandardGrip Transfer Tape (30x120cm)


Transfer your custom vinyl cuts to a variety of surfaces with ease and precision. This specially designed transfer tape is made for most vinyl types, including Premium Vinyl™, Patterned, Holographic, Holographic Sparkle, Metallic, Matte Metallic, and many more. Use it to create custom-made media covers, personalized labels, unique decor, and so more. For use with all Cricut cutting machines.



## Linerless Transfer Tape

Enjoy all the benefits of traditional Transfer tape with half the waste. Linerless Transfer Tape sticks directly off the roll and onto your project, no liner needed. Transfer your custom vinyl cuts to a variety of surfaces with ease and precision. This specially designed Linerless Transfer Tape is made for most types of Cricut Vinyl, including Patterned, Holographic, Holographic Sparkle, Metallic, and Matte Metallic. Use it to create custom decals, labels, decor & so much more. For use with all Cricut cutting machines.

- Half the waste of traditional Transfer Tape
- Easily transfer your vinyl designs to a variety of project surfaces
- Not recommended for Glitter or Shimmer Vinyl
- Compatible with most vinyl types



# What is Vinyl?



Scan the QR Code to  
make a basic Vinyl  
project with us

Vinyl or sticker Vinyl is a durable, adhesive-backed plastic material, often made from PVC, used to create stickers and decals that are waterproof, scratch-resistant, and long-lasting.

Vinyl will always have a grid backing with **green or grey lines** on it. Cricut identifies the backing of its vinyl by writing “Permanent” or “Removable” (and even “Smart” if it is a Smart).

On the other hand, if you have a small piece of vinyl and there is no writing, you can still identify it. Cricut’s permanent vinyl has a green grid while removable vinyl has a gray grid.



# What is IronOn?



Scan the QR Code to make a basic IronOn (HTV) project with us

\*HTV = Heat Transfer Vinyl

Heat Transfer Vinyl (HTV), also known as iron-on vinyl or t-shirt vinyl, is a specialized vinyl material that allows you to permanently adhere designs to fabric using heat and pressure. IronOn has a clear plastic side and a mat side - the clear polyester carrier sheet (plastic side) is what keeps the design together but also makes it visible to help you position your design on the substrate like a t-shirt or pillow case. This clear plastic will be peeled off after the design has been applied.





## Premium Vinyl Permanent Sampler (30x30cm, 6 Sheets)

This amazing vinyl lies flat on your cutting mat – no tunneling or bubbling. Cut your design, weed with ease, and apply with awe. Even your most intricate designs effortlessly separate from the carrier sheet for a perfect application. Water-resistant and UV-resistant. Permanent Premium Vinyl lasts up to three years, even in the great outdoors. For use with all Cricut cutting machines. Vinyl is like a sticker.

## Everyday Iron-On Sampler - Elegance (30x30cm, 6 Sheets)

Everyday Iron-On with StrongBond™ Guarantee works fabulously with the widest variety of base materials, including wood! Intricate designs are simple to cut with your Cricut machine, and you'll weed with ease to prep for flawless application. Make a T-shirt with an inspirational quote, design heartwarming home decor, embellish accessories with one-of-a-kind designs, and create handmade gifts that will leave a lasting impression. Use one color or layer up to three for stand-out patterns and projects. For use with all Cricut® cutting machines.



## Specialty Materials

### Specialty - UV-Activated, Color-Changing Iron-On

Create color-changing fun under the sun! UV-Activated, Color-Changing Iron-On transforms in sunlight, adding surprise and delight to your heat-transfer projects. Ideal for apparel, accessories, and everyday items you take outside, this marvelous material is sure to excite. With Cricut Iron-On, intricate designs are simple to cut with your Cricut machine, and you'll weed with ease to prep for flawless application. Stunning shapes and dazzling designs are only a quick cut and press away. For use with all Cricut cutting machines. For best results, transfer using Cricut EasyPress®.

1 roll 12 in x 19 in (30.5 cm x 48.3 cm)  
Matte finish  
Color activates in UV/sunlight  
For all Cricut® cutting machines

#### Care Instructions:

Apply to pre-washed and fully dried materials only  
Allow 24 hours after application before washing  
Machine wash cold inside out, tumble dry low  
Do not bleach  
If you need to iron, only iron on the backside of the garment



## Specialty - Heat-Activated, Color-Changing Vinyl – Permanent

Turn up the heat and watch it transform! Designed to change colors in temperatures above 88°F, Heat-Activated, Color-Changing Vinyl is sure to amaze. Simply apply it to your go-to mug or bowl, then add in something hot and delight in the color-changing magic. Choose from a variety of color combinations. Cricut Vinyl is easy to weed and effortless to apply – no tunneling or bubbling. Even your most intricate designs effortlessly separate from the carrier sheet for fuss-free application. For use with all Cricut cutting machines. Hand wash only.

### Color Variants:

Magenta - Light Pink

Purple - Turquoise

Turquoise - Light Blue



## Specialty - Cold-Activated, Color-Changing Vinyl – Permanent

Expose this amazing material to the cold and watch it WOW. Once in contact with temperatures below 50°F (10°C), the vinyl changes color. Apply it to your go-to glass or bowl, then simply add something frosty – or bring it with you to the slopes – and watch the magic happen. Choose from a variety of color combinations. With Cricut Vinyl, every project goes smoothly – it's been rigorously tested to lie flat on your machine mat without tunneling or bubbling. Cut your design, weed with ease, and apply with awe. Even your most intricate designs effortlessly separate from the carrier sheet for fuss-free application. For use with all Cricut cutting machines. Hand wash only.

### Features

1 roll 12 in x 24 in (30.5 cm

x 61 cm)

\*\*Glossy finish

\*\*Changes color when exposed to temperatures below 50°F (10°C)

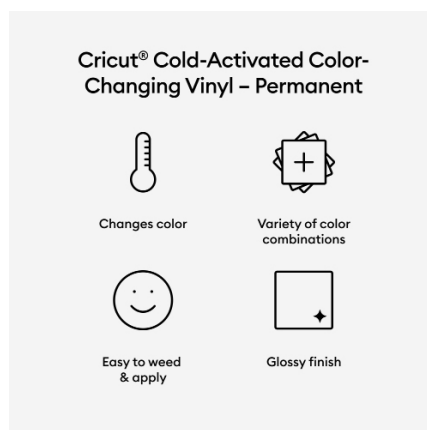
For all Cricut® cutting machines

### Color Variants:

Light Pink - Magenta

Light Blue - Turquoise

Turquoise - Purple



## Vinyl Sampler, Skin Tone – Permanent

Every project goes smoothly when you use Cricut Permanent Vinyl – it lies flat on your machine mat without tunneling or bubbling. Cut your design, weed with ease, and apply with awe. Even your most intricate designs effortlessly separate from the carrier sheet for fuss-free application. Weather- and fade-resistant, Permanent Vinyl works in almost any environment, even in the great outdoors. For use with all Cricut cutting machines.

\*Not intended for food or mouth contact. Carefully follow instructions at [cricut.com/help/dishwasher-friendly](https://cricut.com/help/dishwasher-friendly)

### Features:

10 sheets 12 in x 12 in (30.5 cm x 30.5 cm) in Birch, Macadamia, Tawny, Almond, Hazelnut, Acacia, Chestnut, Umber, Mahogany, Walnut

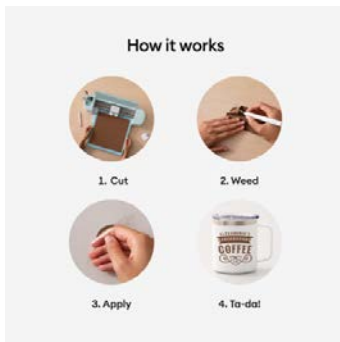
Glossy finish

Weather- and fade-resistant

Dishwasher-friendly\*

Easy to weed, effortless to apply

For all Cricut® cutting machines



## Glow-in-the-Dark Vinyl – Removable

Let it all glow. With Cricut® Glow-in-the-Dark Vinyl, you can add a luminous accent to your walls, accessories, seasonal decor, or whatever needs a little brightening up. The material lies flat for easy cutting, effortless weeding, and wow-worthy application. Removable vinyl lets you customize without commitment – it's durable, but removes without residue for up to 2 years. Create your design, apply to your desired surface, then just switch off the light and get your glow on. For all Cricut cutting machines.

### Features:

1 roll 12 in x 24 in (30.5 cm x 61 cm)

Durable, yet removes without residue for up to 2 years

Easy to weed and effortless to apply

Great for wall decals, seasonal decor, and more

For optimal glow, charge in direct light

For all Cricut® cutting machines



## Maker 3/4 & Explore 3 /4 without a Mat

Can be cut smaller and used on a mat in all the Cricut machines\*\*



### Cricut Smart Vinyl Permanent 33cm x 3,6m

It's perfect for making stickers, cards, labels and so much more. Now you can skip the glue! Just cut, peel, and stick to create fun cards, bold banners, attractive posters and tons of other paper projects.

#### Removable Smart Vinyl

Durable, yet removes without residue. Recommended for indoor projects, or DIY that you aren't totally committed to.

#### Permanent Smart Vinyl

A weather-resistant finish is ideal for outdoor projects, or any project you want to last and last.

#### Available:

Smart Vinyl, Smart Iron-on, or Smart Paper Sticker Cardstock

\*\* These clever crafting materials work without a cutting mat, so you can just load the material directly into your Cricut Explore 3 or Cricut Maker 3 machine and go. Smart Materials come in a variety of material types, including Smart Vinyl, Smart Iron-On, and Smart Paper Sticker Cardstock.

## Cricut Joy without a Mat

Can be cut smaller and used on a mat in all the Cricut machines\*\*



### Cricut Joy Smart Vinyl Permanent 14x122cm

Personalize a little or a lot. Make more in less time with Cricut Joy and Smart Materials™. There's nothing to prep. This clever crafting material works without a cutting mat, so you can just load and go. Smart Vinyl has a strong backing that feeds directly into the Joy machine without having to be adhered to a mat.

### Cricut Joy Smart Iron-On

Personalize a little or a lot. Make more in less time with Cricut Joy and Smart Materials™. There's nothing to prep. This clever crafting material works without a cutting mat, so you can just load and go. Smart Iron-On feeds directly into the Joy without a mat. Iron-On is for fabric, t-shirts, pillows etc.






## Transfer Foil Sheets Sampler 10x15cm 24 sheets

Make your projects shine with stunning foil effects. Ideal for adding accents to cards, invitations, gift boxes & more. Adhere the foil sheets to a cutting mat and then use the Foil transfer Tips to create gorgeous effects.



## Cricut Joy Insert Cards 12-pack

Quick, personalized greeting cards with big impact are at your fingertips with Insert Cards for your Cricut Joy cutting machine. The ingenious glue-free design allows for two-tone, depth-filled cards without mess or hassle. Cut intricate and meaningful words and images into the face of the card to let the beautiful insert color show through. These A2-size cards include white envelopes and come in a bounty of colors to please every card recipient on your list! Requires Cricut Joy Card Mat (sold separately).



## Cricut Joy™ Cutaway Cards

Create stunning, custom cards every time with Cutaway Cards for your Cricut Joy cutting machine. Simply adhere your favorite stand-out backer, cut personalized messages in any font or design, weed away cutouts, and voila – custom cards for every occasion. Includes envelopes so they are ready to send. For use with Cricut Joy. Requires Cricut Joy Card Mat (sold separately).



## Cricut Aluminium Sheets (13x18cm, 2 Pack)

2 sheets 5" x 7" finished aluminum

For use with Cricut Maker® and Engraving Tool only.

High-quality aluminum compatible with Infusible Ink™ transfers.

Make engraved panels for wall art, keepsake cards, framed creations, and more.

Metallic base color creates a stunning contrast when engraved.



## Cricut Heavy Chipboard (11x11", 5 Pack)

When your projects need strength and support, Cricut Chipboard delivers beauty under pressure. This versatile and strong material is perfect for 3D crafts, photo frames, party and home decor, and more!

For Cricut Maker and Knife Blade only.



## Cricut Kraft Board Sampler (30x30cm, 30 Pack)

When projects need support, or floppy paper just won't do, Kraft Board will never let you down. Literally. This versatile material creates sturdy 3D projects, decor, mini books, boxes, tags, banners, and more. You can cut, score, and write on it without creating cracks, tears, or white score marks. Personalize a gift box with your loved one's name, cut out a custom birthday banner, or make a mini book. You can even craft a photo frame with beautiful embellishment. For use with all Cricut cutting machines.



## Cricut Foil Acetate - Love Notes (30x30cm, 16 Sheets)

This clear, colorful material gives you a new window into DIY. Acetate sheets make amazing overlays, frames, and gift wrap. You can cut, fold, and score it into boxes, framed art, decor, unforgettable cards and envelopes, and more. We've also seen 3D bouquets, pretty pinwheels, and festive wreaths. This pack contains 16 sheets, featuring four different patterns in four colors. Use with all Cricut cutting machines.



## Cricut Printable Vinyl (31.5x28cm, 10 Pack)

For use with inkjet printers and Cricut Explore and Maker. Choose the custom setting "Printable Vinyl" for a kiss cut, which cuts through the vinyl and leaves the backing intact for easy application. Remove excess vinyl with the Cricut Tools Weeder; then use Cricut Transfer Tape to apply to project. Keep printed images dry to preserve longevity



## Cricut Infusible Ink Transfer Sheets Assorted

Achieve professional-level, personalized transfers on T-shirts and more at home for the first time with these ready-to-cut sheets in a wide variety of complementary patterns. Use them with your Cricut Maker or Cricut Explore cutting machine to personalize any compatible Infusible Ink blank with a name, a logo, an inside joke, or a favorite quote! These pre-inked sheets bloom into rich, vivid hues once transferred using high temperatures.



## Cricut Explore/Maker Fine Point Pen Set Ultimate (30 Pack)

Your personal style is full of color! Truly express yourself with the Ultimate Pen Set. Make cards, decor, coloring pages, and so much more. Draw and write with these fine-point pens and your Cricut Explore® and Maker machine. Water-based, acid-free, nontoxic, permanent after dry.



## Cricut Ultimate Infusible Ink Pen Set (30 Pack)

Draw intricate designs freehand or use your Cricut smart cutting machine to draw or write your custom **design on plain laser copy paper**. What is the Infusible Ink process? Unlike an iron-on transfer or vinyl application, where artwork is attached on top of a compatible material using adhesive, an Infusible Ink heat transfer becomes one with the material itself.



cricut explore 3

B

# Printables



## Printable Sticker Paper

8 white sheets 8.5 in x 11 in (21.6 cm x 27.9 cm)



## Printable Vinyl Gold & Silver

10 sheets 8.5 in x 11 in (21.6 cm x 27.9 cm)



## Printable Iron-On For Dark Fabrics

3 sheets 8.5 in x 11 in (21.6 cm x 27.9 cm)



## Printable Iron-On For Light Fabrics

5 sheets 8.5 in x 11 in (21.6 cm x 27.9 cm)

# Print then Cut



## Did you know on your Cricut machine you can cut around printed items?

Cricut 'Print Then Cut' is a great way to create printed stickers, bookmarks, invitations and so much more.

**Print Then Cut is an operation type in Design Space. It allows you to use the software with your home printer, print out your items, and then use the Cricut machine to cut around them. You print through Design Space to your normal home printer, then transfer it to a cutting mat and cut the images out.**

The benefits of using Print Then Cut are creating accurately sized printed items, using our extensive image and font library to create your print then cut designs, and cutting to a specific material thickness.

You will see when you print out your images, black scanner bars are at the corners of the page or have boxed your images in. These markings are used by the Cricut machines scanner to determine where the images are placed on your cutting mat.

## What do I need to get started?

Your compatible Cricut machine - the following machines are compatible:

Cricut Joy Xtra, Cricut Explore 3, Cricut Maker, Cricut Maker 3, Cricut Maker 4 and Cricut Explore 4.

**A home printer** – there are many recommendations by Cricut makers on which printer they love to use. Please note the printer needs to be an Inkjet Printer and not a laser printer.

## Which Devices are compatible?

At this time the Print Then Cut feature is not fully supported on Android. You may design and save Print Then Cut projects with the Android app, but to print and cut these projects you must use Design Space on a Windows/Mac computer or iOS device.

<https://cricut.com/blog/gb/cricut-print-then-cut-101/>



## Cricut Explore/Maker Medium Point Gel Pen Set Glitter Brights (5 Pack)

5 Medium point (0.8) pens in Red, Green, Pink, Violet, Blue. Add an extra-special touch to written or drawn projects with glamorous glitter gel. Ideal for vibrant event invitations, decorations for birthday bashes, or adding a “handwritten” message to any project. For all Cricut Explore® and Cricut Maker® machines



## Cricut Explore/Maker Medium Point Pen Set - Metallic (5 Pack)

Get beautiful results for invitations, banners, cards gift tags, and more with our medium-point Metallic Pen Set. Pens are acid free, non-toxic, and permanent after drying. Pens work with the Cricut Explore and Maker machines to cut and write in one step.



## Cricut Explore/Maker Extra Fine Point Pen Set - Basics (5 Pack)

From unbelievably delicate lettering to extraordinarily intricate flowers, this bright, beautiful bundle of extra-fine pens excels at expressing the finest lines with expert precision on your Cricut cutting machine. Make memorable wedding invitations with glorious detail. Adorn greeting cards with surprisingly thin doodles and drawings. Use with Cricut Explore and Maker machines.



## Cricut Joy Fine Point Pen Set 3-pack (Black, Brown, Grey)

Add a delicate touch to written or drawn projects, big or small, with these three complementary hues. Write flawless messages or phrases and draw intricate designs with a click. Add to cards, paper crafts, decor, and more, or draw perfect shapes and stunning coloring pages. Cricut Joy pens are specific to the Joy.



## Cricut Joy Medium Point Markers 3-pack (Gold, Silver, Blue)

Add personal notes or drawings to your projects, big or small, using your Cricut Joy machine. Any time you need an extra punch of pizzazz, these metallic markers add beautiful color, dazzle, and shine with bold, saturated strokes.

## Cricut Explore/Maker Washable Fabric Pen

One Washable Fabric Pen, 1.0 tip. Makes instructional markings on sewing patterns and embroidery lines on cotton-based fabric. Ideal for fabric crafts and creating baby and children’s clothing, tote bags, hats, accessories, and more! Use with Cricut® Explore and Maker machine.



# Cricut Watercolour Markers

\*\*Fill the waterbrush with ordinary water from the tap - unscrew the top with the brush off the well and fill with water, then add the brush top back by screwing it back on. Store with the cap on.



2009978-Joy



2009979-Maker/Explore

Blend, swirl & make a watercolor masterpiece with this set. Use your machine to draw your design with markers, then add water to included Water Brush\* to create stunning, freehand watercolor effects. Use with Watercolor Cards for best results. For use with compatible Cricut cutting machines. \*Included water brush for freehand watercolor effects only

8 Watercolor Markers (1.0 mm) in Green, Blue, Purple, Red, Black, Brown, Yellow, Orange; 1 Water Brush (4.0 mm)  
 Create freehand watercolor effects with included Water Brush\*  
 For best results, use with 140 lb (300 gsm) Cricut® Watercolor Cards or watercolor paper  
 For Cricut Explore® and Cricut Maker® cutting machines  
 Water-based, acid-free, nontoxic; conforms to ASTM D-4236

# Cricut Watercolour Cards



Made of cold-pressed watercolor paper, these cards are designed to bring watercolor greetings to life. A thick 140 lb (300 gsm) paper weight means less buckling and warping when water is applied. Includes envelopes so they are ready to send. Requires compatible Cricut Card Mat (sold separately).

- 12 x Cards in Ivory; 12 Envelopes in White
- Dimensions: S40 Cards 4.75 in x 4.75 in (12.1 cm x 12.1 cm), Envelopes 5 in x 5 in (12.7 cm x 12.7 cm)
- Made of cold-pressed watercolor paper
- Easy to customize with specialized Cricut® Card Mat & Cricut Watercolor Markers (sold separately)
- For Cricut® cutting machines



## Cricut Glitter Gel Pens 0.8 mm, Rainbow (10 ct)

Add an extra-special touch to written or drawn Cricut Joy projects small and large with Glitter Gel Pens. The eye-catching sparkle and silky gel enhance every project. Write flawless messages or phrases and draw intricate designs with a click. Add to cards, paper crafts, decor & more, or draw perfect shapes and stunning coloring pages. They're perfect for party and holiday invitations too. For use with Cricut Joy cutting machines.

10 Glitter Gel Pens (0.8 mm) in Red, Orange, Yellow, Green, Blue, Purple, Pink, Light Blue, Brown, Black

Embellish projects with personal notes or drawings

For use with cards, paper & more

For Cricut Joy™ cutting machines

Water-based, acid-free, nontoxic; conforms to ASTM D-4236



## Cricut Gel Pens 1.0 mm (Pink/White/Orange/Yellow/Blue (5 ct)

Opaque so they pop on even your darkest materials! These silky gel pens add an easy embellishment to any card, paper craft, and decor. Suddenly it's possible to add a personal note or playful doodle to the deepest hues of paper, cardstock, and labels. Write beautifully styled messages and draw flawless shapes using your Cricut Maker® and Cricut Explore® machine. Compatible materials include Cardstock, Paper, Cards, Smart Paper™ Sticker Cardstock, Smart Label™ Writable Vinyl, Printable Vinyl, and Printable Sticker Vinyl. Not compatible with regular vinyl.

5 medium point (1.0 mm) opaque pens in pink, white, orange, yellow, and blue

Highly opaque ink shows up well on light and dark materials

Embellish projects with personal notes or drawings using your Cricut® cutting machine

Ideal for paper crafts, cards, labels, invitations, or adding a “handwritten” message

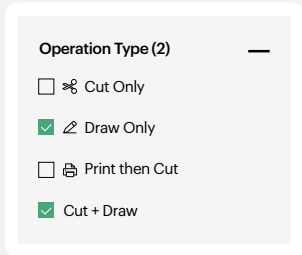
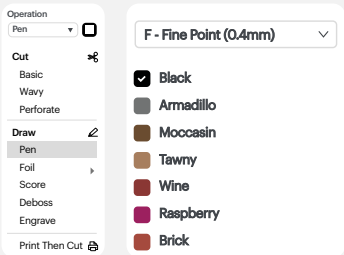

For Cricut Maker® and Cricut Explore® machines

Water-based, acid-free, nontoxic, permanent after dry; conforms to ASTM D-4236



# Cricut® Pens & Markers Cheatsheet for Beginners


Use this guide to get started writing & drawing with your Cricut cutting machine.

<b>Great for these projects</b>	Cards, labels, invitations, gift tags, illustrations, banners & Infusible Ink™ projects
<b>Compatible materials</b>	Cardstock, Paper, Cards, Smart Paper™ Sticker Cardstock, Smart Label™ Writable Paper, Smart Label™ Writable Vinyl*
<b>Common line sizes</b>	<p>Extra Fine Point Pen (0.3 mm)</p> <hr/> <p>Fine Point Marker (0.4 mm)</p> <hr/> <p>Gel Pens (0.8 mm)</p> <hr/> <p>Marker (1.0 mm)</p> <hr/>
<b>Design Space® tips</b>	<p>Use the Draw Only and/or Cut + Draw filters when searching for images in Design Space.</p> <p>Under Operation, choose Pen. Select type and color.</p> <p>For text designs, make sure Style is set to Writing.</p>   
<b>Helpful info</b>	<ul style="list-style-type: none"><li>• You'll always be prompted in Design Space when to load pen/marker</li><li>• To prime ink, test before using</li><li>• Only use Cricut pens/markers in Cricut Maker® &amp; Cricut Explore® machines</li><li>• Cricut Joy™ machine requires Cricut Joy pens/markers</li><li>• For Cricut Maker &amp; Cricut Explore, load pen/marker in clamp and push down until you hear a click</li><li>• For Cricut Joy, simply load pen/marker into clamp</li><li>• To prolong life of pens/markers, store tip down**</li></ul>
<b>Types</b>	<p><b>Fine Point</b> – For water-based ink in the widest variety of colors – great for beginners</p> <p><b>Gel</b> – For silky smooth and vivid effects</p> <p><b>Glitter</b> – For silky gel with sparkle effect</p> <p><b>Permanent</b> – For resilient ink that resists fading</p> <p><b>Metallic</b> – For stunning sheen that stands out on both light and dark materials</p> <p><b>Washable Fabric</b> – For cotton-based fabrics to create temporary instructional sewing and embroidery markings</p> <p><b>Calligraphy</b> – For hand-lettering fonts with a broad, flat edge</p> <p><b>Infusible Ink</b> – For vibrant, permanent heat-transfer designs on laser copy paper</p> <p><b>Watercolor</b> – For creating watercolor effects; use in combination with Water Brush</p> <p><b>Freehand/Water Brush</b> – For creating designs and effects by hand; not for use in Cricut cutting machines</p> <p><b>Opaque Gel</b> – For a silky-smooth pop of color on dark materials</p>

To shop Cricut Pens & Markers, visit [cricut.com/en\\_us/shop](https://cricut.com/en_us/shop)  
For more education resources, visit [learn.cricut.com](https://learn.cricut.com)

\*Cricut Joy™ Gel Pens are not recommended for use with Smart Label Writable Vinyl

\*\*Dual-tipped Infusible Ink freehand markers should be stored flat to allow optimal use of both tips



## Cricut Explore/Maker Real Leather


You love the look and feel of real leather and will accept no substitute – say hello to Cricut® Genuine Leather! It has a supple feel, smooth surface, and rich color. Create fashion, accessories, jewelry, and more. It's custom-made for DIY so you can cut out funky embellishments, or create artwork with an earthy feel. Mix and match colors and styles for fun and impressive dimensional projects.

- For Cricut Maker® and Cricut Explore® family machines and Deep-Point Blade.

### Features

- 1 sheet 12" x 12" genuine leather, approximately 1.4 mm thick or 4 oz (113 g)
- Easily cut custom designs for unique leather creations
- Ideal for fashion, accessories, jewelry, home decor, embellishments, and more
- For Cricut Maker® and Cricut Explore® family machines and Deep-Point Blade

## Cricut Explore/Maker Real Leather



You love the look and feel of real leather and will accept no substitute – say hello to Cricut® Genuine Leather! It has a supple feel, smooth surface, and rich color. Create fashion, accessories, jewelry, and more. It's custom-made for DIY so you can cut out funky embellishments, or create artwork with an earthy feel. Mix and match colors and styles for fun and impressive dimensional projects.

- For Cricut Maker® and Cricut Explore® family machines and Deep-Point Blade.

### Features

- 1 sheet 12" x 12" genuine leather, approximately 1 mm thick or 3 oz (85 g)
- Easily cut custom designs for unique leather creations
- Ideal for fashion, accessories, jewelry, home decor, embellishments, and more
- For Cricut Maker® and Cricut Explore® family machines and Deep-Point Blade

## Cricut Explore/Maker Faux Leather Pebbled



Easy-to-cut and affordable Cricut Faux Leather - Pebbled gives you the look and feel of real, textured leather for your DIY crafts without the excess cost or need for a deep-cut blade. This versatile material has a unique pebbled texture perfect for jewelry and fashion projects or to embellish arts and crafts for trendy, eye-catching accents! Thin yet durable, faux leather can be cut into intricate shapes to personalize your projects with all sorts of images. Find the perfect expression in the vast Cricut Image Library, or upload your own design for free. Use with all Cricut cutting machines.

### Features

- 1 sheet 12 in (30,48 cm) x 24 in (60,96 cm) pebbled-textured faux leather
- Use with all Cricut® electronic cutting machines
- Material looks and feels like real leather but cuts smoothly without the need for a deep-cut blade
- Quality-certified, durable faux leather for larger projects
- Ideal for fashion accessories, home décor, and embellishments for scrapbooking and card making

## Cricut Blades for Leather

	Fine-Point Blade	Deep-Point Blade	Scoring Stylus	Knife Blade	Scoring Wheel	Wavy Wheel	Debossing Tool	Etching Tool	Perforation Blade
									
Genuine Leather		•	•		•	•	•	•	•
Metallic Leather		•	•		•	•	•	•	
Faux Leather	•	•	•		•	•	•	•	

**Advice from the Experts: The Rotary Blade is the best for cutting Leather, Fabric, Felt and cork. Anything where you do not want a blade to drag over the surface and possibly not cut through fibers etc. However for small detailed cuts this blade is not recommended as it may cause “overcuts” in some instances like corners, small turns etc.**

### Rotary Blade

#### Maker Only



The rotary blade brings infinitely customizable, precision fabric cutting to the world of home sewing crafts for the first time. With its gliding, rolling action, this unique blade cuts through virtually any fabric quickly and accurately - without the need for a backer material.

- For simple, plain and larger designs
- Not recommended for delicate and detailed designs and /or cuts

## Maker 3/4 & Explore 3/4 without a Mat

### Cricut Smart Paper Sticker Cardstock

Can be cut smaller and used on a mat in all the Cricut machines\*\*



These clever crafting materials work without a cutting mat, so you can just load the material directly into your Cricut Explore 3 or Cricut Maker 3 machine and go. Smart Materials come in a variety of material types, including Smart Vinyl, Smart Iron-On, and Smart Paper Sticker Cardstock.

Woo-hoo, no need for glue! This clever adhesive-backed paper works without a cutting mat, so you can just load and go. Just cut, peel, and stick to create fun cards, bold banners, attractive posters, and layered paper projects of all sorts. For use with Cricut Maker® 3 and Cricut Explore® 3 machines.

Machine mat required for use with Cricut Maker, Cricut Explore, Cricut Explore One®, Cricut Explore Air®, Cricut Explore Air 2, and Cricut Expression machines.

#### Features

- 10 sheets (5 colors, 2 each) 13 in x 13 in (30.5 cm x 30.5 cm) in Mint, Powder Blue, Petal, Lilac, Butter
- Skip the glue for hassle-free paper projects
- Works without a cutting mat – just load & go!
- Smooth, medium weight (210 gsm / 78 lb)
- For Cricut Explore® 3 & Cricut Maker® 3

**\*\*Can be cut smaller and also used on a cutting mat\*\***



- Black - 2008314
- White - 2008315
- Pastels - 2008321
- Bright Bow - 2008319

# Cricut Stencil Vinyl

## Cricut Smart Stencil

Flexible stencil film for home decor and art



Go long, go wide, go tall! Stencil an entire accent wall or DIY kitchen backsplash in no time with Cricut Smart Stencil. No mat needed, just load into your compatible Cricut® cutting machine for precise cuts, crisp paint lines, and stunning results from floor to ceiling. With an adhesive backing for easy application, this stencil film is durable, yet removes without residue. It works with numerous paint applications and is versatile enough for both curved and flat surfaces including walls, wood, glass, canvas, and beyond. A single stencil cuts up to 12 ft (3.6 m). For use with Cricut Explore 3 and Cricut Maker 3.

### Features

- Works without a cutting mat – just load & go!
- Create clean lines on both curved & flat surfaces
- Great for walls, glass, wood & canvas
- Durable yet removes without residue
- Translucent blue for easy alignment
- Works with sponge brushes, paint brushes, roller paint & spray paint
- Use with Cricut Transfer Tape for precise transfer  
For Cricut Explore® 3 & Cricut Maker® 3

Smart Stencil Vinyl 12ft - 2008848

Smart Stencil Vinyl 3ft - 2008847

Joy 4ft - 2008851

Joy 10ft - 2008852



# Design Space

cricut®

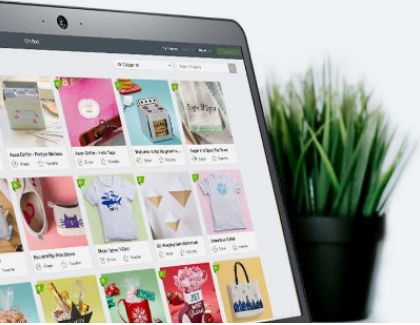
## Design Space® for Windows®

Set up a new Cricut product, browse projects, start designing, and more.

Download

Open

I agree to Cricut [Terms of Use](#) and [Privacy Policy](#)



### What is Cricut Design Space?

Cricut Design Space is the free software you'll use to make amazing things on your Cricut - it is the platform that you will use to send designs to your Cricut machine.

You can actually make designs right in the platform or upload designs/images from other sources. You can use it on a computer, iOS, or Android device.

**Please note:** some functions are not available on the mobile versions. The Desktop version is more reliable and stable.

### Installing Design Space

To install Cricut Design Space on your Windows desktop or laptop computer, go to <https://design.cricut.com> and click the Download button. Design Space for Desktop will allow you to work both online and offline.



Design Space is the free software used with Cricut smart cutting machines. It is available for Windows, Mac, iOS, and Android. Here are the current minimum system requirements for the application.

## All about Downloading Design Space and system requirements

### Windows® OS

**Note:** Some features, such as Offset, are not supported with minimum system requirements. Higher system specs, such as Windows 10 64-bit, are required. Visit this article for instructions from Microsoft on how to upgrade Windows.

Operating System	Internet	Offline
<ul style="list-style-type: none"> <li>Windows® 8 or later*</li> <li>CPU: Intel™ Dual-Core or equivalent AMD® processor</li> <li>RAM: 4GB</li> <li>2 GB free disk space</li> <li>An available USB port or Bluetooth® connection</li> <li>Display: Minimum 1024px x 768px screen resolution</li> </ul>	<ul style="list-style-type: none"> <li>Broadband connection                             <ul style="list-style-type: none"> <li>Minimum 2–3 Mbps Download</li> <li>Minimum 1–2 Mbps Upload</li> </ul> </li> <li>Standard data rates may apply</li> </ul>	<ul style="list-style-type: none"> <li>Available for Design Space for Desktop</li> <li>Memory needs will vary based on usage</li> </ul>

### MAC® OS

**Note::** Some features, such as Offset, are not supported with minimum system requirements. Higher system specs may be required.

Operating System	Internet	Offline
<ul style="list-style-type: none"> <li>macOS 10.15 or later*</li> <li>CPU 1.83 GHz</li> <li>RAM: 4GB</li> <li>2 GB free disk space</li> <li>An available USB port or Bluetooth® connection</li> <li>Display: Minimum 1024px x 768px screen resolution</li> </ul>	<ul style="list-style-type: none"> <li>Broadband connection                             <ul style="list-style-type: none"> <li>Minimum 2–3 Mbps Download</li> <li>Minimum 1–2 Mbps Upload</li> </ul> </li> <li>Standard data rates may apply</li> </ul>	<ul style="list-style-type: none"> <li>Available for Design Space for Desktop</li> <li>Memory needs will vary based on usage</li> </ul>

### iOS Devices

Operating System	Internet	Offline
<ul style="list-style-type: none"> <li>iOS 12 or later</li> <li>View list of devices below</li> </ul>	<ul style="list-style-type: none"> <li>Broadband connection                             <ul style="list-style-type: none"> <li>Minimum 2–3 Mbps Download</li> <li>Minimum 1–2 Mbps Upload</li> </ul> </li> <li>Standard data rates may apply</li> </ul>	<ul style="list-style-type: none"> <li>Available for iOS devices</li> <li>Memory needs will vary based on usage</li> </ul>

### Android Devices

Operating System	Internet	Offline
<ul style="list-style-type: none"> <li>Android 8.0 or higher</li> <li>Mobile devices and tablets only</li> <li>Chromebooks not supported</li> <li>Qualified devices                             <ul style="list-style-type: none"> <li>Samsung: Galaxy S, Galaxy Note, Galaxy Tab A, Galaxy Tab S series</li> <li>Google: Pixel series</li> <li>LG: G, K, or V series</li> <li>Motorola: Droid G, Z, E, Turbo or Moto series</li> </ul> </li> <li>Performance varies by chipset, processor speed, and manufacturer</li> </ul>	<ul style="list-style-type: none"> <li>Broadband connection                             <ul style="list-style-type: none"> <li>Minimum 2–3 Mbps Download</li> <li>Minimum 1–2 Mbps Upload</li> </ul> </li> <li>Standard data rates may apply</li> </ul>	<ul style="list-style-type: none"> <li>Not currently available</li> </ul>

# Member Care & Warranty

## Cricut Member Care

Please contact Member Care on their Toll Free number for any troubleshooting of your machine. Our Member Care team is available via phone and chat to assist you. We also have a chatbot to help with frequently asked questions. Hours of operation may vary due to timezones.

### Troubleshooting & support

South Africa - 0800 012 620

Monday to Friday 11h00 to 20h00

email: [support@cricut.com](mailto:support@cricut.com)

Chat: [www.help.cricut.com](http://www.help.cricut.com)

**cricut**<sup>™</sup>



## Cricut Warranty + Faulty machines

All Cricut Machines have a 1 Year Limited Warranty  
In the event of a Cricut machine being faulty,  
please request the customer to contact  
Cricut Member Care

Cricut member Care will determine if the machine is faulty

Should a machine be faulty, Member Care will notify the distributor  
and will instruct them to send a replacement machine directly to the  
customer

The distributor will then inform the store/retailer that a replacement  
machine has been dispatched

At no time will a distributor deal directly with a customer. Cricut  
Member Care will however communicate directly with the customer  
No action is required from the retailer


# Member Care Procedure

## **Cricut warranty process:**

1. The END USER has to phone Member Care and log the fault.
2. Member Care will ensure the complaint from the member is legit.
3. If they approve the warranty claim, then the end user and the distributor representative will get notified.
4. The distributor representative will then contact the member and arrange for the replacement unit to be delivered and collection of the faulty unit.

Cricut does not have a repair centre and the warranty on machines is 1 year from till slip date and 6 months (standard CPA) on consumables and materials.

# Let's Make.



Cricut South Africa