



# RCT NL-N02N

**Heavy Duty Nano Security Cable with 4 Dial Combinations Lock.**

- Designed to secure most:

**NOTEBOOKS**



**PROJECTORS**



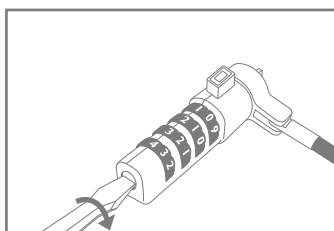
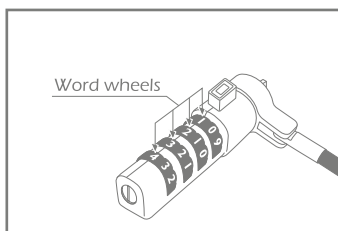
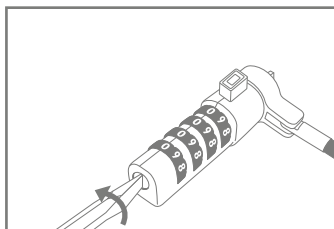
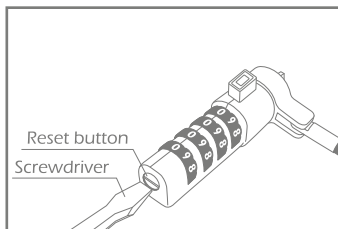
**LCD & PLASMA  
SCREENS**



- Easy to install
- Ideal theft deterrent

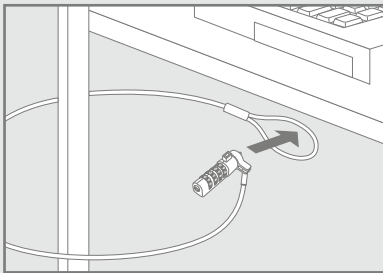
HOW TO RESET THE NUMBER AT 0-0-0-0

- The pre-set combination is 0-0-0-0.
- Push a screwdriver into the reset button and rotate 90 degree counter clockwise.
- Set your combination.
- Push a screwdriver into the reset button and rotate 90 degree clockwise.

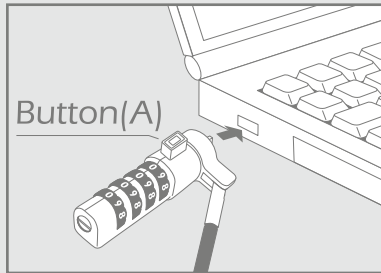




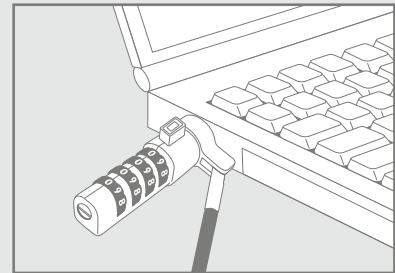
### HOW TO LOCK



Loop the cable around a secure object.



Press the button (A) and insert the lock into the security slot of your notebook.

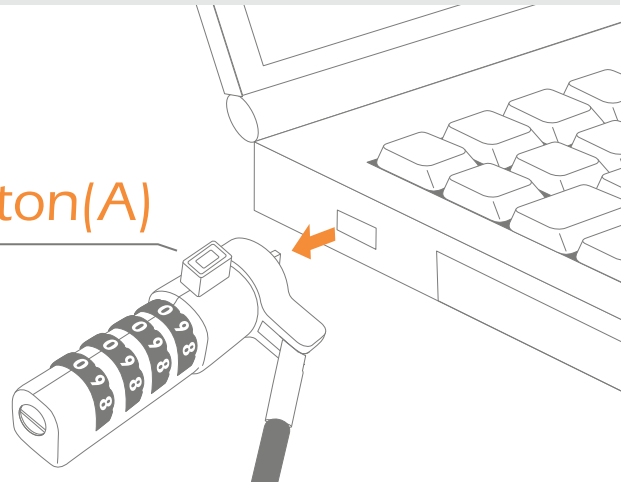


Release the button (A) and mix the word wheels, the lock is locked now.

### HOW TO UNLOCK

Turn the word wheels to your own number, then press the Button(A) to take out the lock.

Button(A)



PRODUCT BARCODE: 6009881185237



**RCT**

WWW.RCTZONE.CO.ZA