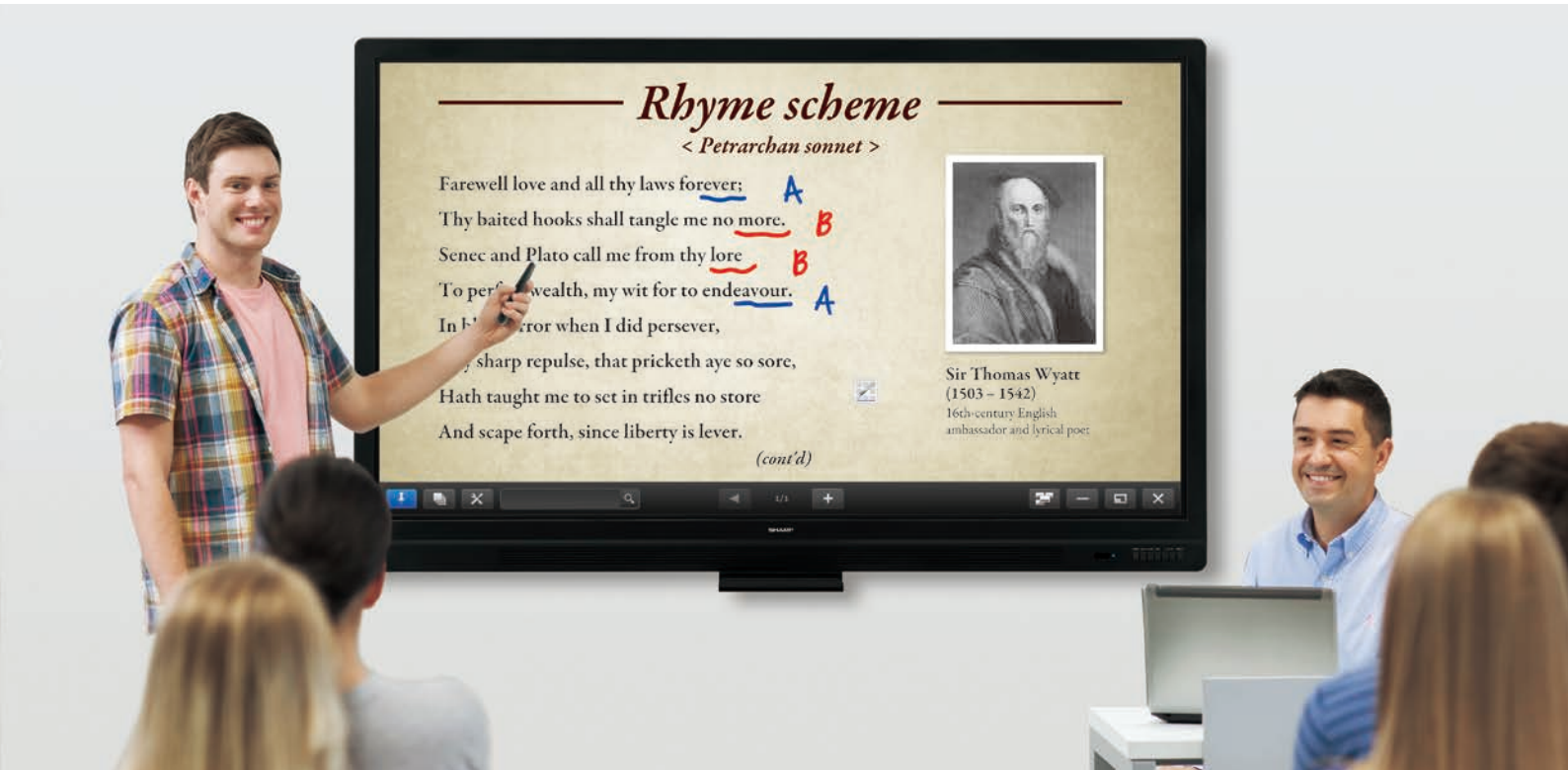


# SHARP

Be Original.

PN-65SC1  
TOUCHSCREEN LCD MONITOR



Make Lessons and Meetings  
More Engaging and Empowering



# BIG PAD

# The Way to Transform Today's Workspaces for Tomorrow

The PN-65SC1 interactive touchscreen LCD monitor delivers innovation to the world of business and education. This affordable 65-inch model with the basic functionality of the Sharp BIG PAD series simply enhances your visual communications by transforming presentations, training sessions, or classroom lectures into creative and interactive experiences. Whatever the task, the PN-65SC1 helps you work more efficiently, smoothly, and productively.



## Core Functionality

### 1 Simultaneous Writing

Both in business or learning environments, you can keep everyone actively involved by letting them write on the screen at the same time. Because the PN-65SC1 can recognise 10 touch points, it allows up to four people to use a touch pen or finger to add their creative input when the inspiration strikes. Brainstorming sessions and classroom activities become more lively and productive.

Note: When multiple touch pens are used simultaneously, they have the same pen settings.

### 2 Handwriting Recognition

SHARP Pen Software features a handwriting recognition function\* that converts selected onscreen handwriting into standard text. It can also recognise handwritten shapes—such as circles, triangles, and straight lines—and automatically convert them into objects. This smart and convenient function makes it easy to utilise onscreen content to make a legible record of your lesson or meeting.

\* Works with languages supported by both Windows® OS and SHARP Pen Software.

### 3 User-Friendly SHARP Pen Software

The user interface of SHARP Pen Software is simple to operate. It incorporates a menu comprising smartly arranged icons that make it easy to adjust pen settings and access various useful functions. In overlay mode, you can write onscreen annotations or graphics directly onto photos, videos, Adobe® PDFs, and common Microsoft® Office files. Text and graphics written on the board can be easily stored in USB memory\* or sent directly via e-mail to selected recipients. The software links smoothly with the PowerPoint® application, enabling you to perform various control operations during slideshow presentations.

\* Saved as PDF, BMP, JPEG, or PNG files.

### 4 65-Inch Screen with Full-HD Quality

The full-HD (1,920 x 1,080-pixel) resolution of the 65-inch LCD monitor ensures that detailed text and images are reproduced vividly and accurately. Even in bright rooms, screen content is crystal clear, so everyone can stay focused on the discussion.

## User-Friendly Operation

### 5 One-Touch Operability

The PN-65SC1 is designed with your convenience in mind. Frequently used functions such as power on/off, input switching, volume up/down, and freeze buttons are neatly arranged on the front of the frame.



#### a HDMI 1, D-sub Buttons

At the touch of a button, you can instantly switch between HDMI 1 and D-sub inputs.

#### b Freeze Button

A press of this button lets you temporarily freeze or unfreeze the screen. While the display continues to show a paused onscreen image, you can work on the connected PC without displaying its operation screen.

### 6 Minimise Glare and Fingerprints

Protecting the glass screen is an anti-glare film that works to reduce glare and reflections and minimise fingerprint soiling. Documents and teaching materials are easy to read even in bright lighting.

### 7 User-Focused Design

#### Safe Design

With its curved corners, the PN-65SC1 has been designed with user safety in mind.

#### Carrying Handles

Two handles in the rear allow for easy and safe transportation.

#### CUD Compliant

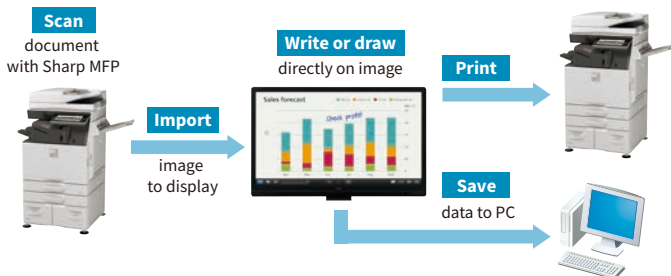
The PN-65SC1 is compliant with the CUD (colour universal design) standard\*, which specifies designs that take into account people's differing colour perception abilities.

\* Based on regulations established by the Color Universal Design Organization (CUDO), a non-profit organisation in Japan.

## Convenient Expandability

### 8 MFP Connectivity

Scanned documents can be directly imported to SHARP Pen Software from a compatible Sharp MFP. Onscreen image data, including handwriting, can be sent to a PC for storage or to an MFP for printing.



### 9 Webcam Mounts

A web camera can be easily mounted on the top of the frame.

### 10 Built-in Speakers

Two built-in speakers (10 W + 10 W) let you hear audio information accompanying videos or other content. No external speakers are required.

### 16-Hour Daily Operation

The PN-65SC1 can be used continuously for up to 16 hours per day, providing reliable performance in the office or classroom.

## Advanced Functions

### SHARP Touch Viewing Software\*1

Original Sharp software lets you manipulate a variety of different files on the screen without actually opening the respective applications. The files\*2 are displayed onscreen as “sheets”, which can be stored in onscreen virtual “drawers”. This software brings convenience and originality to business meetings, in-store installations, and more.

### SHARP Display Connect\*1

This software supports multifaceted wireless communication. Content on the PN-65SC1 screen, including handwritten notes, can be shared simultaneously with up to 50 devices. Also, files can be exchanged between devices connected to the PN-65SC1.

\*1 Access the downloader on the bundled CD-ROM to install the software.

\*2 Viewable files: Microsoft Office (Excel®, Word, PowerPoint), PDF, JPEG/PNG/BMP/TIFF, and WMV/AVI/MP4/FLV.

### Mini-OPS Expansion Slot

The Intel Mini-OPS Expansion Slot supports the optional PN-ZB03W Wireless Board. It allows up to 10 devices—including Mac® or Windows computers, smartphones, and tablets—to connect to the PN-65SC1 simultaneously without any cable hassles. You can display the content of one device on the whole screen, or you can display the content from up to four devices on a 2x2 split screen. This wireless collaboration is a great way to enhance productivity in work or educational environments.



An optional board can slide into the slot on the back of the monitor.

#### PN-ZB03W Wireless Board

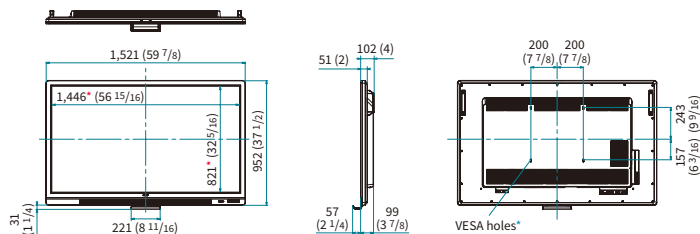
Maximum resolution	1,920 x 1,080 (30 Hz)
Wireless communication method	2.4 GHz, IEEE802.11b/g/n; 5 GHz, IEEE802.11a/n
Input/output terminals	LAN x 1 (10Base-T/100Base-TX), USB x 1 (USB 2.0), Wireless adapter x 1 (USB 2.0)
Power supply	From the monitor

# Specifications

<b>Model Name</b>		PN-65SC1
<b>Installation</b>		Landscape
<b>LCD Panel</b>	65-inch-class (64 1/2-inch [163.9 cm] diagonal) TFT LCD	
	Max. Resolution	1,920 x 1,080 pixels
	Max. Display Colours (approx.)	16.77 million colours
	Pixel Pitch (H x V)	0.744 x 0.744 mm
	Max. Brightness (average)* <sup>1</sup>	350 cd/m <sup>2</sup>
	Contrast Ratio	5,000 : 1
	Viewing Angle (H/V)* <sup>2</sup>	178°/178° (CR ≥ 10)
	Active Screen Area (W x H) (approx.)	1,428.5 x 803.5 mm (56 1/4" x 31 5/8")
	Response Time	6.5 ms (grey to grey, avg.)
Backlight	LED, edge lit	
<b>Touchscreen</b>	Touch Technology	IR (infrared blocking detection method)
	PC Connection Port	USB (2.0 compliant) (Type B) x 1
	Power Supply	Supplied from main unit
	Multi Touch	10 points
	Protection Glass	Thickness: Approx. 4.1 mm* <sup>3</sup> Shock resistance: 130 cm* <sup>4</sup>
<b>Touch Pen</b>	Function Button	N/A (passive pen)
<b>Computer Input</b>	Video	Analogue RGB (0.7 Vp-p) [75 Ω], HDMI™, DisplayPort™
	Synchronisation	Horizontal/vertical separation (TTL: positive/negative)
	Plug & Play	VESA DDC2B
	Power Management	VESA DPMS
<b>Input Terminals*<sup>5</sup></b>		PC analogue: Mini D-sub 15-pin x 1, HDMI x 4 (HDCP and 1080p compatible), PC / AV signal compatible), DisplayPort (HDCP compatible, PC signal compatible) x 1, 3.5 mm-diameter mini stereo jack x 1, RS-232C D-sub 9-pin x 1
<b>Output Terminals*<sup>5</sup></b>		3.5 mm-diameter mini stereo jack x 1
<b>USB Hub Function</b>		USB 2.0 (type A) x 2
<b>Expansion Slot</b>		12 V, 2.4 A (power supplied when expanding the functions with an optional part)
<b>Speaker Output</b>		10 W + 10 W
<b>Mounting</b>		VESA (4 points), 400 x 400 mm, M6 screw
<b>Power Supply*<sup>6</sup></b>		100 V – 240 V AC, 50/60 Hz
<b>Power Consumption</b>		205 W
<b>Environmental Conditions</b>	Operating Temperature	5 °C to 35 °C
	Operating Humidity	20% to 80% RH (no condensation)
<b>Dimensions (W x D x H) (approx.) (display only)</b>		1,521 x 99 x 952 mm (59 7/8" x 3 7/8" x 37 1/2")
<b>Weight (approx.)</b>		57.5 kg (126.8 lbs)
<b>Main Accessories</b>		AC power cord, remote control unit, battery (AAA size) x 2, set-up manual, blank sticker, cable clamp x 3, USB cable* <sup>7</sup> , pen tray, pen tray mounting screw x 2, touch pen, camera mount, camera mount screw x 2, camera screw, CD-ROM, SHARP Display Connect license

\*<sup>1</sup> Brightness depends on input mode and other picture settings. Brightness level will decrease slightly over the lifetime of the product. Due to the physical limitations of the equipment, it is not possible to maintain a precisely constant level of brightness. \*<sup>2</sup> Excluding the touch sensor part around the LCD panel. \*<sup>3</sup> Including anti-glare film on the front. \*<sup>4</sup> Approximate distance at which the glass panel can withstand the impact of a 500-gram iron ball dropped on its centre. \*<sup>5</sup> Use a commercially available connection cable for PC and other video connections. \*<sup>6</sup> The AC power cord is an inlet type. The cable is bundled (3 pins). \*<sup>7</sup> Connect the bundled USB cable to the computer for touch operation. If connected via a USB hub, the PN-65SC1 may not be recognised correctly and operation may be unstable.

## Dimensions

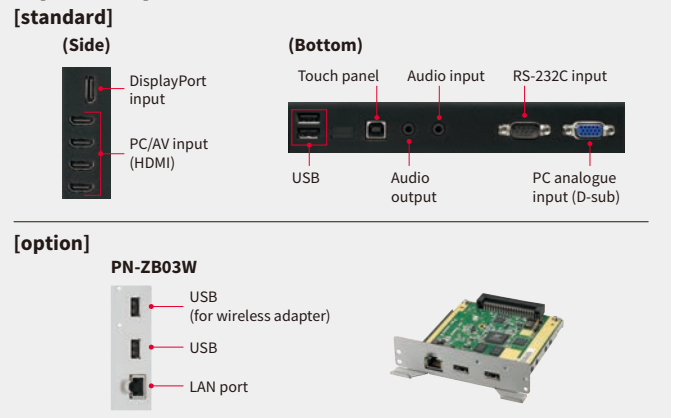


Units: mm (inch)  
<sup>\*</sup> Screen dimensions  
<sup>\*</sup> To use the VESA-standard mounting bracket, use M6 screws that are 8 to 10 mm plus the thickness of the bracket.

< System Requirements >	
<b>Connected equipment</b>	
Hardware	Model with USB 2.0 port and able to output resolution of 1,920 x 1,080
OS	Windows® 7 (32-bit/64-bit), Windows® 8.1 (32-bit/64-bit), Windows® 10 (32-bit/64-bit), Mac® OS X® v10.11, macOS® v10.12, Google Chrome™ OS v39 or later
<b>Supplied software (Windows®)</b>	
CPU	Intel® Celeron® 1.6 GHz or AMD Sempron™ 1.6 GHz or higher Intel® Core™ 2 Duo 2.8 GHz or AMD Athlon™ II x 2.8 GHz or higher recommended
Memory	2 GB or more
Hard disk	200 MB or more free space (additional space required for data storage)
To use the touch panel, connect the bundled USB cable to the computer. The touch panel operates with the standard driver of each OS. On the Mac, operation is only possible in mouse mode.	

For SHARP Display Connect, up to 50 mobile devices can be connected simultaneously. Please comply with the license agreements of your OS and installed applications. OS requirements (as of March 2017): Host: Windows 7, Windows 8.1, Windows 10; Client: Windows 7, Windows 8.1, Windows 10, Mac OS X v10.7, v10.8, v10.9, v10.10, v10.11, macOS v10.12, Android™ 2.3-7.1, iOS® 6-10. Connecting 26 or more mobile devices requires at least two LAN access points.

## Input/Output Terminals



Adobe is either a registered trademark or trademark of Adobe Systems Incorporated in the United States and/or other countries. Microsoft, Windows, Excel, and PowerPoint are either registered trademarks or trademarks of Microsoft Corporation in the US and/or other countries. Mac, OS X, and macOS are trademarks of Apple Inc., registered in the U.S. and other countries. Google Chrome and Android are trademarks of Google LLC. The terms HDMI, HDMI High-Definition Multimedia Interface, and the HDMI Logo are trademarks or registered trademarks of HDMI Licensing Administrator, Inc. DisplayPort is a trademark owned by the Video Electronics Standards Association in the US and other countries. Intel, Intel Core, and Celeron are trademarks of Intel Corporation or its subsidiaries in the U.S. and/or other countries. Sempron and Athlon are trademarks of Advanced Micro Devices, Inc. iOS is a trademark or registered trademark of Cisco in the US and other countries and is used under license. All other brand names and product names may be trademarks or registered trademarks of their respective owners. All screen images appearing in this brochure are simulated. Design and specifications are subject to change without prior notice.  
 Source: "Farewell Love and All Thy Laws Forever" poem by Sir Thomas Wyatt on cover page



Distributed by:

