

SHARP

Be Original.

PN-50TC 1
PN-40TC 1
TOUCHSCREEN LCD MONITOR

A Smart, Powerful Partner to Boost Your Collaboration



BIG PAD

Maximise the Value of Small Meetings to Achieve a Big Change

Sharp's BIG PAD series is designed to enhance communication and productivity. Reinforcing the lineup are 40- and 50-inch models that deliver fast, collaborative benefits in both classrooms and meeting rooms with a choice of sizes to meet your needs. In the business world, the PN-50TC1/40TC1 is ideal for increasingly popular "huddle space" meetings in smaller areas for two to six people. Making the most of huddle spaces can optimise communication and accelerate business to a whole new level.

Get the Most Out of Your Face-to-Face Interactions

There are times in every day when you need to have some quick face time with a few of your colleagues or clients. It could be for a project update, a brainstorming session, or a business meeting. Every one of these impromptu gatherings can be transformed into a genuinely productive and creative session. All it takes is a little help from the PN-50TC1/40TC1.



PN-40TC1 with bundled stand

Huddle Spaces

With the PN-50TC1/40TC1, everyone can engage meaningfully in such small-group meetings by sharing onscreen information. Intuitive touchscreen operation, whether with a finger or pen, facilitates active collaborations and a lively exchange of opinions. And with the optional wireless board, you can also have BYOD meetings. Speedy, productive collaborations become a reality.



PN-50TC1 with bundled stand

Meeting Booths

Set up a PN-50TC1/40TC1 in your company's visitor meeting space to transform your interactions with clients and other visitors. Touchscreen functionality helps to bring greater focus and productivity to your interactions. And the PN-50TC1/40TC1 never has to sit idly by. When not being used in a meeting, it can be used as appealing touchscreen signage displaying corporate ads, notices, and other information.



Learning Areas

In both business and educational settings, the PN-50TC1/40TC1 enhances collaborations and group learning sessions. SHARP Pen Software works with the PN-50TC1/40TC1 in both landscape and portrait orientations. This expands the product's range of usage to cover a variety of settings. For example, the PN-50TC1/40TC1 can work as a sophisticated bulletin board or flip chart. You can import data to display, write on it freely by hand, and save your handwritten notes digitally for later reuse.

Plug into Convenience and Collaboration

As well as coming standard-equipped with a range of interface terminals such as HDMI™ and DisplayPort™ 1.2, the PN-50TC1/40TC1 includes an expansion slot compatible with the Intel® Mini Open Pluggable Specification (Mini OPS). This slot supports expansion with optional wireless or HDBaseT™ receiver board. By making more effective use of the PN-50TC1/40TC1, you get greater convenience and an expanded range of functionality.



An optional board can slide into the slot on the back of the monitor.

Wireless Board (PN-ZB03W)

Allows up to 10 devices including Mac or Windows® computers, smartphones, and tablets to be connected simultaneously to the PN-50TC1/40TC1 without any cable hassles. Input from four devices can be displayed in a 2 x 2 split screen. Enabling such wireless collaboration is a great way to enhance productivity in work or educational environments.

PN-ZB03W Wireless Board	
Max. resolution	1,920 x 1,080 (30 Hz)
Wireless communication method	2.4 GHz, IEEE802.11b/g/n 5 GHz, IEEE802.11a/n
Input/output terminals	LAN x 1 (10Base-T/100Base-TX), USB x 1 (USB 2.0), Wireless adapter x 1 (USB 2.0)
Power supply	From the monitor

HDBaseT Receiver Board (PN-ZB03H)

Enables reception of HDMI video/audio and control signals sent via a single LAN cable*1 from up to 100 metres away. Compatibility with HDBaseT 2.0 allows you to remotely operate a PC from a USB device connected to this board*2.

*1 Category 6 or higher shielded cable (available commercially)
*2 Requires an HDBaseT 2.0-compatible transmitter (available commercially). Not all USB devices are supported.

PN-ZB03H HDBaseT Receiver Board	
Supported standard	HDBaseT 2.0
Max. resolution	4,096 x 2,160 (30 Hz)
Copy protection	HDCP pass-through
Transmission distance	Up to 328 feet / 100 m
Input/output terminals	HDBaseT x 1, LAN x 1 (10Base-T/100Base-TX), USB x 1 (USB 2.0)
Power supply	From the monitor

Effective and Interactive Communications

Full HD Touchscreen LCD

The PN-50TC1/40TC1 employs a full-flat design with **10-point multi-touch** functionality. It provides a smooth, quick response for writing and touch gestures, while delivering full HD (1,920 × 1,080-pixel) resolution. You have a choice of 50-inch or 40-inch screen sizes to suit your application.

Responsive and Intuitive Operation

Thanks to Sharp's original **capacitive touch technology**, the PN-50TC1/40TC1 offers extremely precise and smooth operation.

The bundled **2 mm-tip touch pen** facilitates communication by supporting smooth and accurate onscreen writing of fine text and lines. An **onscreen touch menu** lets you easily switch inputs, change between touch and pen modes, and access other frequently used functions. The screen surface uses **anti-glare glass**, which resists fingerprints, and also reduces glare and reflections.

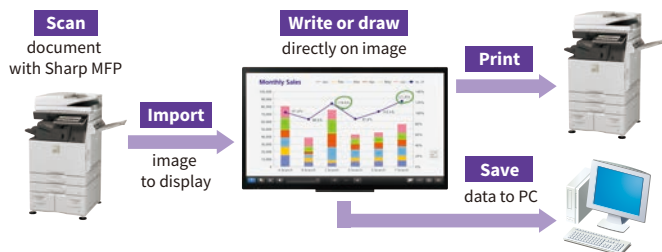


Versatile Orientation

The PN-50C1/40TC1 can be installed in a landscape, portrait, or horizontal (face-up) orientation. This flexibility means you can use it for a wide variety of applications in business, educational, and public settings.

MFP Connectivity

Scanned documents can be directly imported to SHARP Pen Software from a compatible Sharp MFP. Onscreen image data, including handwriting, can be sent to a PC for storage or to an MFP for printing.



User-Friendly SHARP Pen Software

The easy-to-launch SHARP Pen Software user interface incorporates a menu comprising smartly arranged icons that provide easy access to pen settings and other useful functions. In overlay mode, you can write onscreen annotations or graphics directly onto photos, videos, PDFs, and common Microsoft® files. Text and graphics written on the PN-50TC1/40TC1 can be stored in USB memory* or sent directly via e-mail to selected recipients. The software links smoothly with the PowerPoint® application, enabling you to perform various control operations during slideshow presentations. Supporting both landscape and portrait set-ups, it gives you more flexibility for use in conference rooms and classrooms.

* Saved as PDF, BMP, JPEG, PNG, or SWSX files.

SHARP Touch Viewing Software

Original Sharp software lets you manipulate a variety of different files on the screen without actually opening the respective applications. The files* are displayed onscreen as “sheets,” which can be stored in onscreen virtual “drawers.” This software brings convenience and originality to business meetings, in-store installations, and more.

* Viewable files: Microsoft Office (Excel®, Word, PowerPoint), PDF, JPEG/PNG/BMP/TIFF, and WMV/AVI/MP4/FLV.

Note: Access the downloader on the bundled CD-ROM to install the software. In the case of a face-up installation, please consult with your local authorised Sharp dealer or representative.

SHARP Display Connect

This software supports multifaceted wireless communication. Content on the PN-50TC1/40TC1 screen, including handwritten notes, can be shared simultaneously with up to 50 devices. Also, files can be exchanged between devices connected to the PN-50TC1/40TC1.

Note: Access the downloader on the bundled CD-ROM to install the software.

Crestron Connected™

Compatibility with Crestron Connected software enables you to remotely control and manage each monitor via a LAN network.

Other Key Features

- Mount for **web camera**
- **16-hour** daily operation
- **Bundled stand** for desktop/landscape set-up (PN-40TC1)

Intuitive Touch Signage

With its 10-point multi-touch functionality and high-sensitivity capacitive touch technology, the PN-50TC1/40TC1 shines in a variety of roles and locations. Whether installed face-up or in a landscape or portrait orientation, it excels as an interactive information interface. Not only is it a powerful meeting tool, it can also be used to engage and inform people in stores, museums, showrooms, and other public spaces. The PN-50TC1/40TC1's versatile touch signage capabilities make it a true value-adder.

SHARP e-Signage S (option)

Optional SHARP e-Signage S software provides total support to satisfy individual user needs in creating, scheduling, distributing, and managing a wide range of digital signage programs for Sharp LCD monitors. This versatile signage software lets you create/edit signage programs easily via simple drag-and-drop operation. You can lay out diverse content intuitively, create display schedules, and monitor operational status. Sharp offers an array of solution packages to match a variety of signage needs, from a single standalone display to a network of up to 1,000 monitors.

Standalone edition	PN-SS21
Network edition	PN-SS22
Pro edition	PN-SS25
Web server edition	PN-SW25
Player	PN-SV21



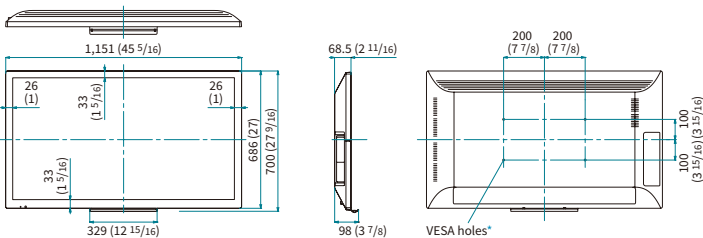
Specifications

Model Name	PN-50TC1	PN-40TC1
Installation	Landscape / Portrait / Face-up	
LCD Panel	50-inch-class widescreen (49 1/2-inch [125.7 cm] diagonal) TFT LCD	
	40-inch-class widescreen (39 1/2-inch [100.3 cm] diagonal) TFT LCD	
	Max. Resolution	1,920 x 1,080 pixels
	Max. Display Colours (approx.)	16.77 million colours
	Pixel Pitch (H x V)	0.571 x 0.571 mm
	Max. Brightness (average)*1	400 cd/m ²
	Contrast Ratio	5,000 : 1
	Viewing Angle (H/V)	178°/178° (CR ≥ 10)
	Active Screen Area (W x H) (approx.)	1,095.8 x 616.4 mm (43 1/8" x 24 1/4")
	Response Time	9.5 ms (grey to grey, avg.)
	Backlight	LED, edge lit
Touchscreen	Touch Technology	Capacitive touch
	PC Connection Port	USB (2.0 compliant) (Type B) x 1
	Power Supply	Supplied from main unit
	Multi Touch	10 points
	Protection Glass	Thickness: approx. 3.2 mm*2 Shock resistance: 130 cm*3
		Thickness: approx. 2.5 mm*2 Shock resistance: 130 cm*3
Computer Input	Video	Analogue RGB (0.7 Vp-p) [75Ω], HDMI, DisplayPort
	Synchronisation	Horizontal/vertical separation (TTL: positive/negative)
	Plug & Play	VESA DDC2B
	Power Management	VESA DPMS
Input Terminals*4	PC analogue: Mini D-sub 15-pin x 1, HDMI x 2 (HDCP and 1080p compatible, PC/AV signal compatible), DisplayPort (HDCP compatible, PC signal compatible) x 1, 3.5 mm-diameter mini stereo jack x 1, RS-232C x 1	
Output Terminals*4	3.5 mm-diameter mini stereo jack x 1	
Input/Output Terminals*4	LAN port (10Base-T/100Base-TX) x 1	
USB Hub Function	USB 2.0 (Type A) x 2	
Expansion Slot	12 V, 2.5 A (power supplied when expanding the functions with an optional board)	
Speaker Output	10 W + 10 W	
Mounting	VESA (4 points), 400 x 200 mm, M6 screw	VESA (4 points), 200 x 200 mm, M6 screw
Power Supply	100 V – 240 V AC, 50/60 Hz*5	
Power Consumption	105 W	89 W
Environmental Conditions	Operating Temperature*6	5°C to 35°C
	Operating Humidity	20% to 80% RH (no condensation)
Dimensions (W x D x H) (approx.) (display only)	1,151 x 68.5 x 686 mm (45 5/16" x 2 11/16" x 27")	939 x 65 x 546 mm (36 15/16" x 2 9/16" x 21 1/2")
Weight (approx.)	28 kg (61.7 lbs)	17.5 kg (38.6 lbs)
Main Accessories	Power cord, remote control unit, battery (AAA size) x 2, cable clamp x 3, CD-ROM, SHARP Display Connect license x 1, setup manual, touch pen, pen tray, tray mounting screw x 2, camera mount screw x 2, USB cable*7, camera mount, camera screw, logo sticker, vertical sticker (operation panel), desktop stand (for PN-40TC1)	

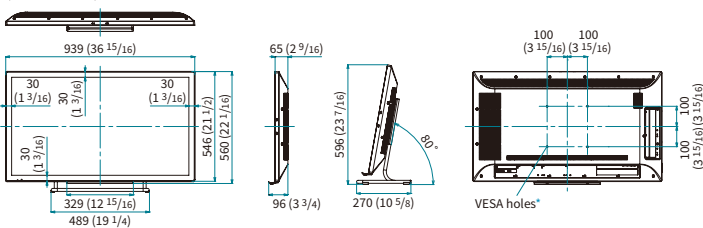
*1 Brightness depends on input mode and other picture settings. Brightness level will decrease slightly over the lifetime of the product. Due to the physical limitations of the equipment, it is not possible to maintain a precisely constant level of brightness. Figures refer to the brightness of the LCD panel component. The brightness of the product itself may be less than this. *2 Including film. *3 Approximate distance at which the glass panel can withstand the impact of a 500-gram iron ball dropped on its centre. *4 Use a commercially available connection cable for PC and other video connections. *5 The AC power cord is an inlet type. The cable is bundled (3 pins). *6 For face-up installation is 5°C to 30°C. *7 To use the touch panel, connect the bundled USB cable to the computer. If connected via a USB hub, the PC may not recognise the PN-50TC1/40TC1 correctly and operation may be unstable.

Dimensions

(PN-50TC1)



(PN-40TC1)



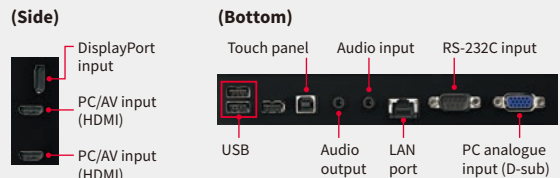
Units: mm (inch)

* To use the VESA-standard mounting bracket, use M6 screws that are 8 to 10 mm plus the thickness of the bracket.

The terms HDMI, HDMI High-Definition Multimedia Interface, and the HDMI Logo are trademarks or registered trademarks of HDMI Licensing Administrator, Inc. DisplayPort is a trademark owned by the Video Electronics Standards Association in the US and other countries. Intel, Intel Core, and Celeron are trademarks of Intel Corporation or its subsidiaries in the U.S. and/or other countries. HDBaseT and the HDBaseT Alliance logo are trademarks of the HDBaseT Alliance. Mac is a trademark of Apple Inc., registered in the US and other countries. Microsoft, Windows, PowerPoint, and Excel are either registered trademarks or trademarks of Microsoft Corporation in the US and/or other countries. MirrorOp is a registered trademark of Barco Limited. Crestron Connected is a trademark of Crestron Electronics, Inc. All other brand names and product names may be trademarks or registered trademarks of their respective owners. All screen images appearing in this brochure are simulated. Design and specifications are subject to change without prior notice.


Input/Output Terminals

[standard]




[option]

PN-ZB03W



PN-ZB03H



System Requirements

PC	PC/AT compatible machine with USB 2.0 port and screen resolution of 1,920 x 1,080 (CD-ROM drive required for installation)
OS	Windows® 7 (32-bit/64-bit), Windows® 8.1 (32-bit/64-bit), Windows® 10 (32-bit/64-bit)
CPU	Intel® Celeron® B810E 1.6 GHz or higher Intel® Core™ i7-3517UE 1.7 GHz or higher recommended
Memory	2 GB or more
Hard disk	5 GB or more free space (additional space required for saving data)

To use the touch panel, connect the bundled USB cable to the computer. The touch panel operates with the standard driver of each OS.



Distributed by:

SHARP